

**Lamp measurement report – 17 May 2011**

60 cm tube light GT851001-14W

by

GreenTubes



## Lamp measurement report – 17 May 2011

### Summary measurement data


parameter	meas. result	remark
Color temperature	3974 K	warm/neutral white
Luminous intensity $I_v$	125.6 Cd	Measured straight underneath the lamp.
Illuminance modulation index	7 %	Measured with a light sensor looking at the lamp (angle not defined). Is a measure for the amount of flickering.
Beam angle	284 deg	284 deg is the beam angle for the C0-C180-plane (perpendicular to the length direction of the lamp) and 112 deg is the beam angle for the C90-C270 plane, which is along the length direction of the lamp.
Power P	15.4 W	Follow the link for more information on electrical properties.
Power Factor	0.98	An electrical load with this power factor means that for every 1 kWh net energy consumed, there has been 0.21 kVAhr for reactive energy.
THD	17 %	Total Harmonic Distortion.
Luminous flux	1005 lm	
Luminous efficacy	65 lm/W	
EU-label classification	A	The energy class, from A (more efficient) to G (least efficient).
CRI_Ra	83	Color Rendering Index.
Coordinates chromaticity diagram	x=0.3842 y=0.3882	
Fitting	FL-tube	This lamp is connected directly to the 230 V AC.
PAR-value	1.0 $\mu\text{Mol/s/m}^2$	The number of photons seen by an average plant when it is lit by the light of this light bulb. Value valid at 1 m distance from light bulb.

## Lamp measurement report – 17 May 2011

PAR-photon efficacy	0.5 $\mu\text{Mol/s/W}_e$	The total emitted number of photons by this light, divided by its consumption in W. It indicates a kind of efficacy in generating photons.
S/P ratio	1.6	This factor indicates the amount of times more efficient the light of this light bulb is perceived under scotopic circumstances (low environmental light level).
L x W x H external dimensions	586 mm x 23 mm x 36 mm	External dimensions of the lamp.
L x W x H luminous area	523 mm x 16 mm x 16 mm	Dimensions of the luminous area (used in Eulumdat file). It is the area of the tube itself.
General remarks		<p>The ambient temperature during the whole set of illuminance measurements was 23.5 - 25.1 deg C.</p> <p>The temperature of the housing gets maximally about 15 degrees hotter than ambient temperature.</p> <p>Warm up effect: During the warmup time the illuminance varies during 3 minutes and increases with 61 %. During the warmup time the power varies during 7 minutes and decreases with 5 %.</p> <p>Voltage dependency: There is no (significant) dependency of the illuminance when the power voltage varies between 200 - 250 V AC. There is no (significant) dependency of the consumed power when the power voltage varies between 200 - 250 V AC.</p>

## Lamp measurement report – 17 May 2011

### Overview table

m.	Ø 50%		C0-180: 284° C90-270: 112°	E (lux)	Luminaire Efficacy
	C0-180	C90-270			65 (lumen per Watt)
0.25		0.74		2010	Half-peak diam C0-180 x diameter(m)
0.5		1.48		502	Half-peak diam C90-270 x diameter(m)
1		2.97		126	126 / distance <sup>2</sup> (lux)
1.5		4.45		56	Total Output
3		8.9		14	1005 (lumen)
4		11.87		8	
5		14.83	5		

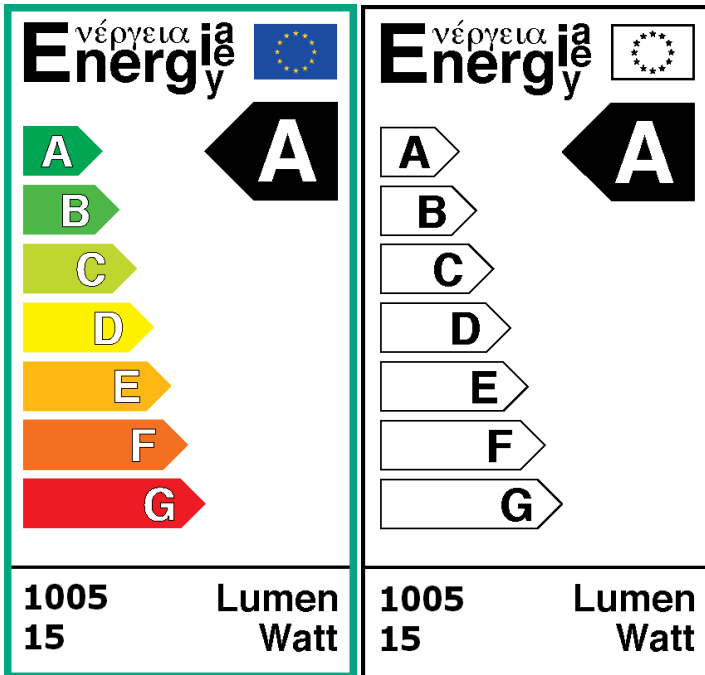
The overview table is explained on the OLiNo website.

Please note that this overview table makes use of calculations, use this data with care as explained on the OLiNo site. E (lux) values are not accurate, when within 5 x 523 mm (maximal luminous size, eventually diagonally measured)= 2615 mm. Within this distance from the lamp, the measured lux values will be less than the computed values in this overview as the measurements are then within the near field of the lamp.

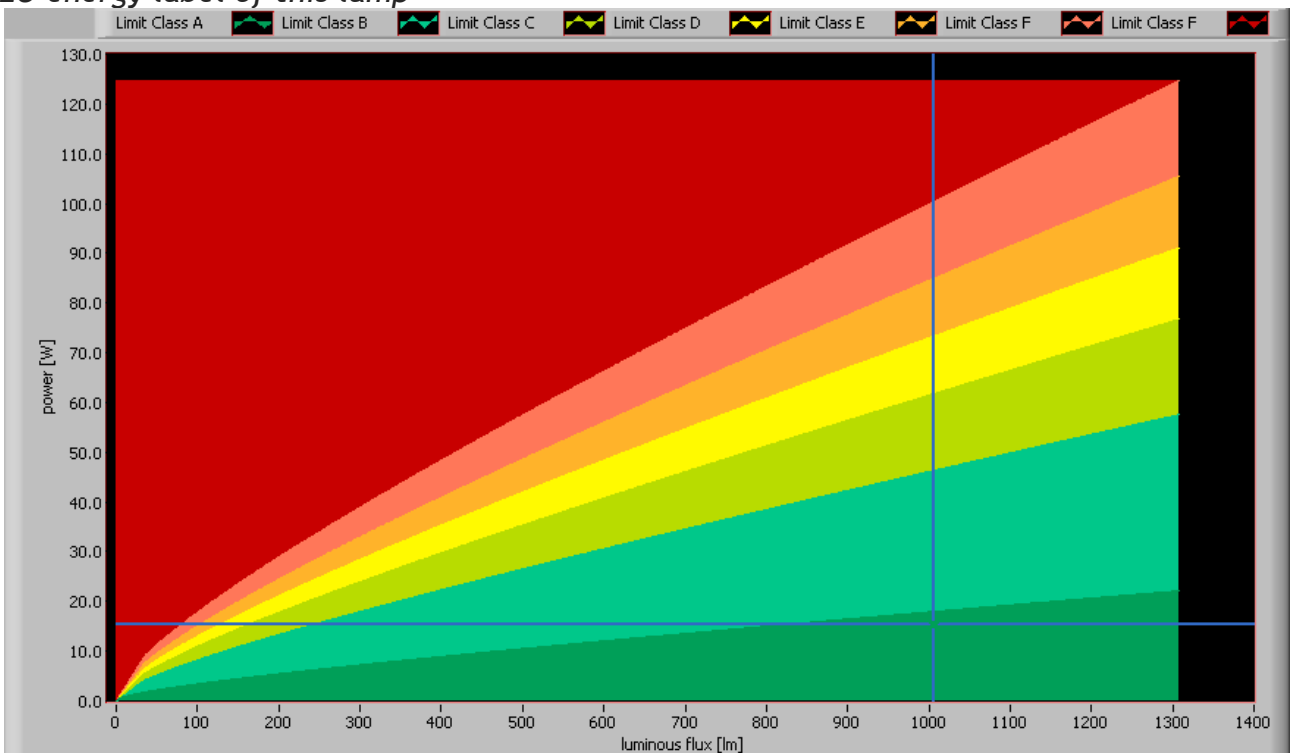
### EU Energy label classification

With the measurement results of the luminous flux and the consumed power the classification on energy efficacy of this lamp is calculated. This information is requested in the EU for certain household lamps, see also the OLiNo site that explains for which lamps it is requested, how the label looks like and what information it needs to contain. Herewith the labels for this lamp in color and black and white.

## Lamp measurement report – 17 May 2011



EU energy label of this lamp

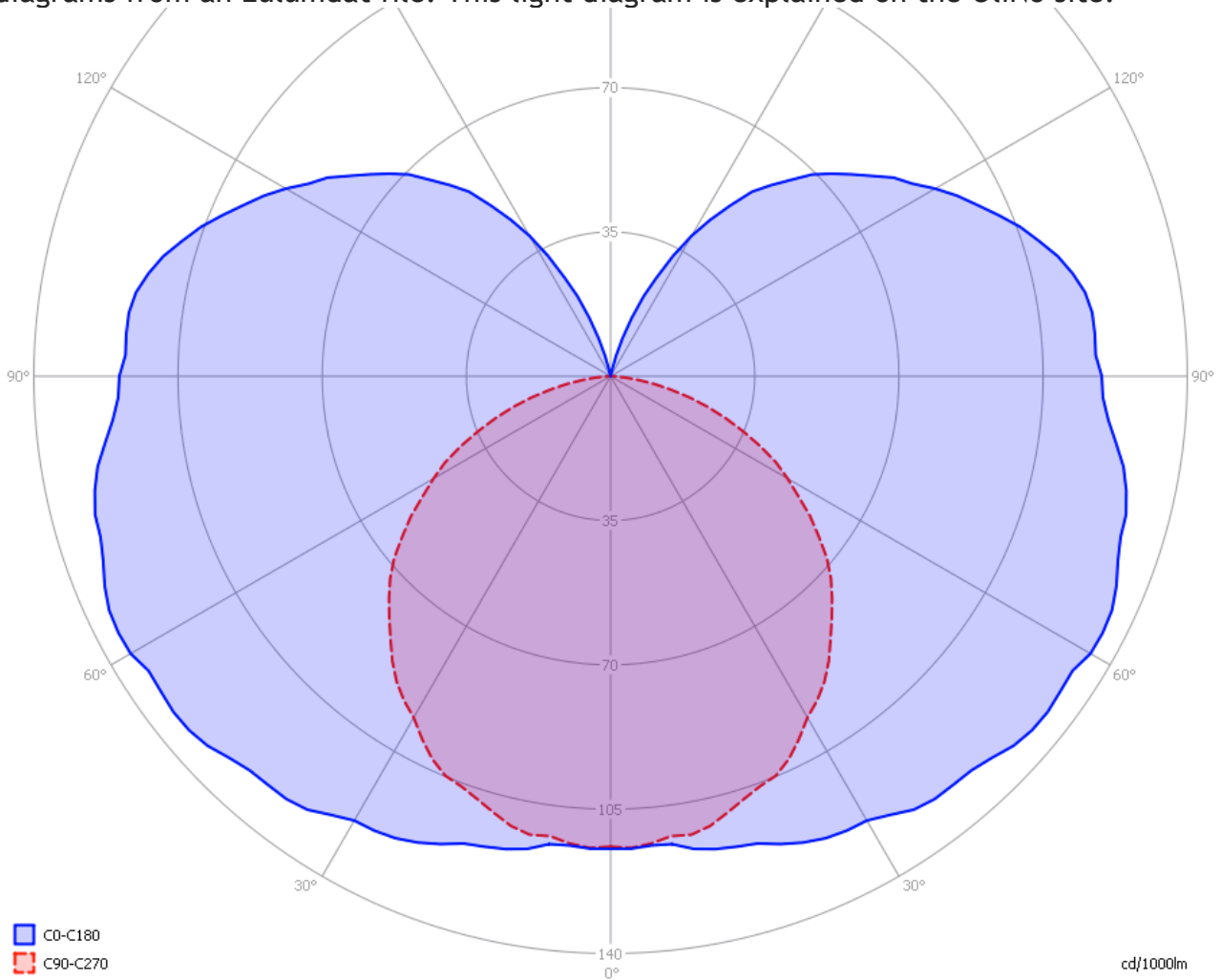


The lamp's performance in the lumen-Watt field, with the energy efficacy fields indicated.

## Lamp measurement report – 17 May 2011

### Eulumdat light diagram

This light diagram below comes from the program Qlumedit, that extracts these diagrams from an Eulumdat file. This light diagram is explained on the OliNo site.



*The light diagram giving the radiation pattern.*

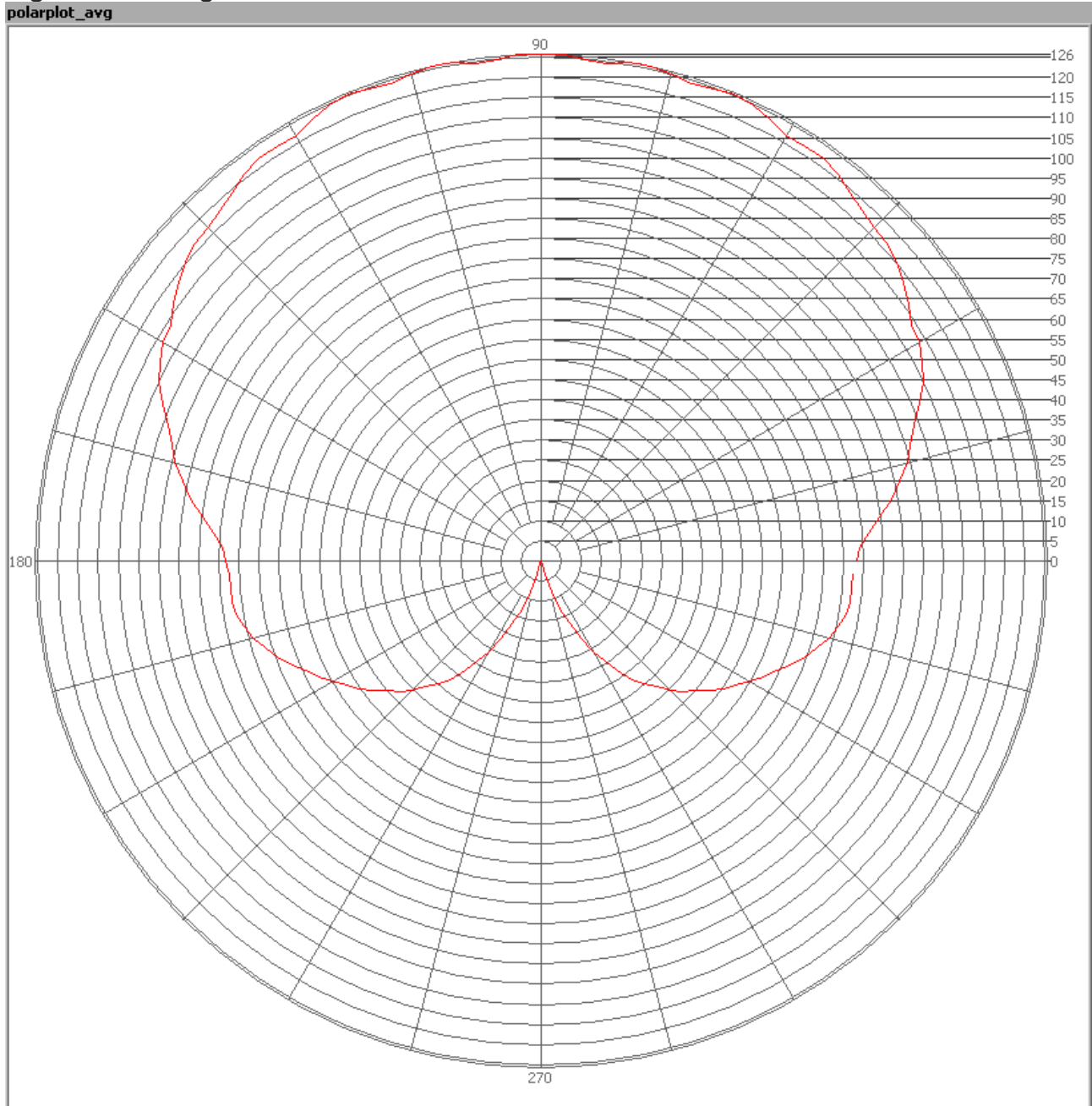
The light diagram indicates the beam in the C0-C180 plane (perpendicular to the length direction of the lamp) and in the plane perpendicular to that, the C90-C270 plane (along the length direction of the lamp).

### Illuminance $E_v$ at 1 m distance, or luminous intensity $I_v$

Herewith the plot of the *averaged* luminous intensity  $I_v$  as a function of the inclination

## Lamp measurement report – 17 May 2011

angle with the light bulb.

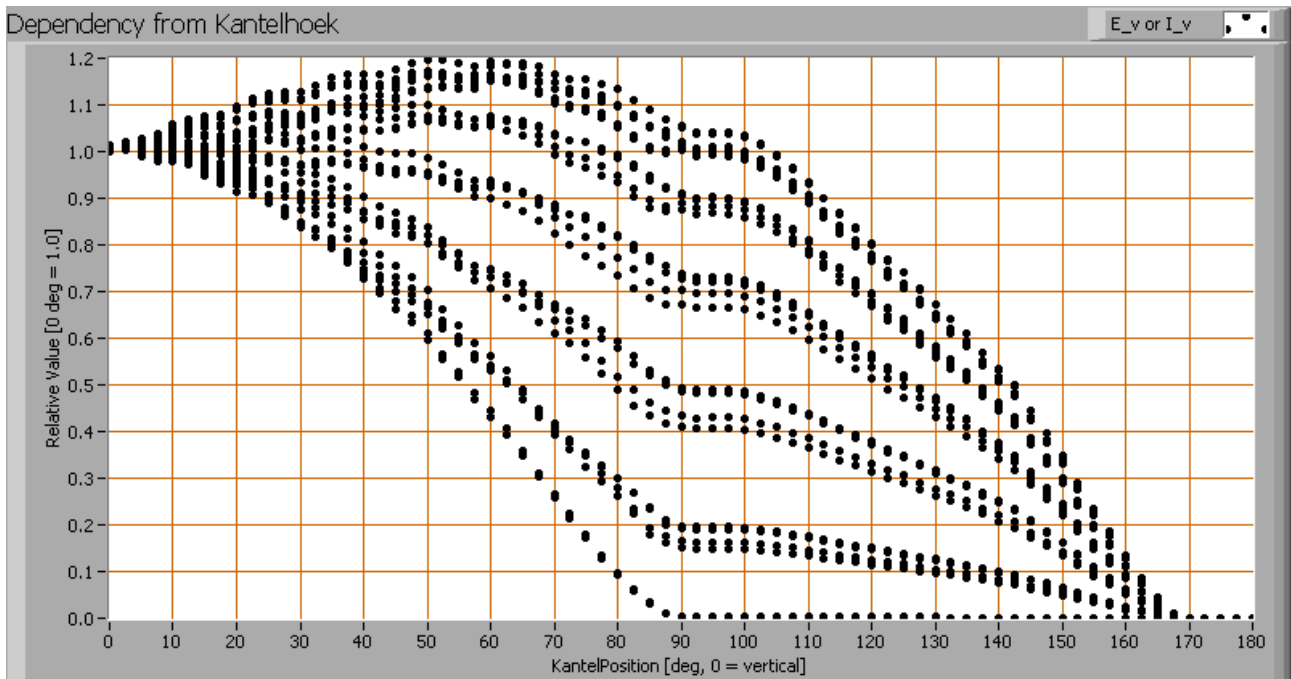


*The radiation pattern of the light bulb.*

This radiation pattern is the average of the light output of the light diagram given earlier. Also, in this graph the luminous intensity is given in Cd.

These averaged values are used (later) to compute the lumen output.

## Lamp measurement report – 17 May 2011



*Intensity data of every measured turn angle at each inclination angle.*

This plot shows per inclination angle the intensity measurement results for each turn angle at that inclination angle. There normally are differences in illuminance values for different turn angles. However for further calculations the averaged values will be used. When using the average values per inclination angle, the beam angle can be computed, being 284 deg for the C0-C180 plane and 112 deg for the C90-C270 plane.

### Luminous flux

With the averaged illuminance data at 1 m distance, taken from the graph showing the averaged radiation pattern, it is possible to compute the luminous flux.

The result of this computation for this light spot is a luminous flux of 1005 lm.

### Luminous efficacy

The luminous flux being 1005 lm, and the consumed power of the lamp being 15.4 Watt, results in a luminous efficacy of 65 lm/Watt.

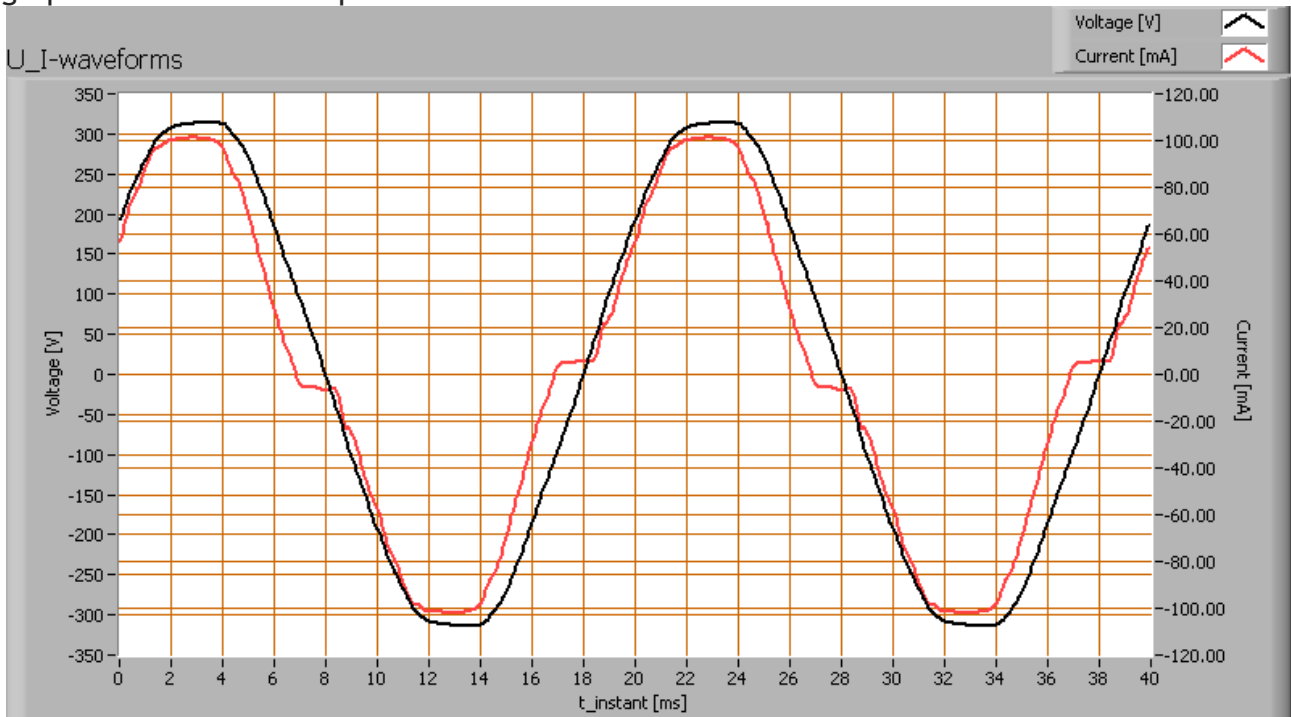
## Lamp measurement report – 17 May 2011

### Electrical properties

The power factor is 0.98. An electrical load with this power factor means that for every 1 kWh net energy consumed, there has been 0.21 kVAhr for reactive energy.

Lamp voltage	230.0 V
Lamp current	0.069 A
Power P	15.4 W
Apparent power S	15.8 VA
Power factor	0.98

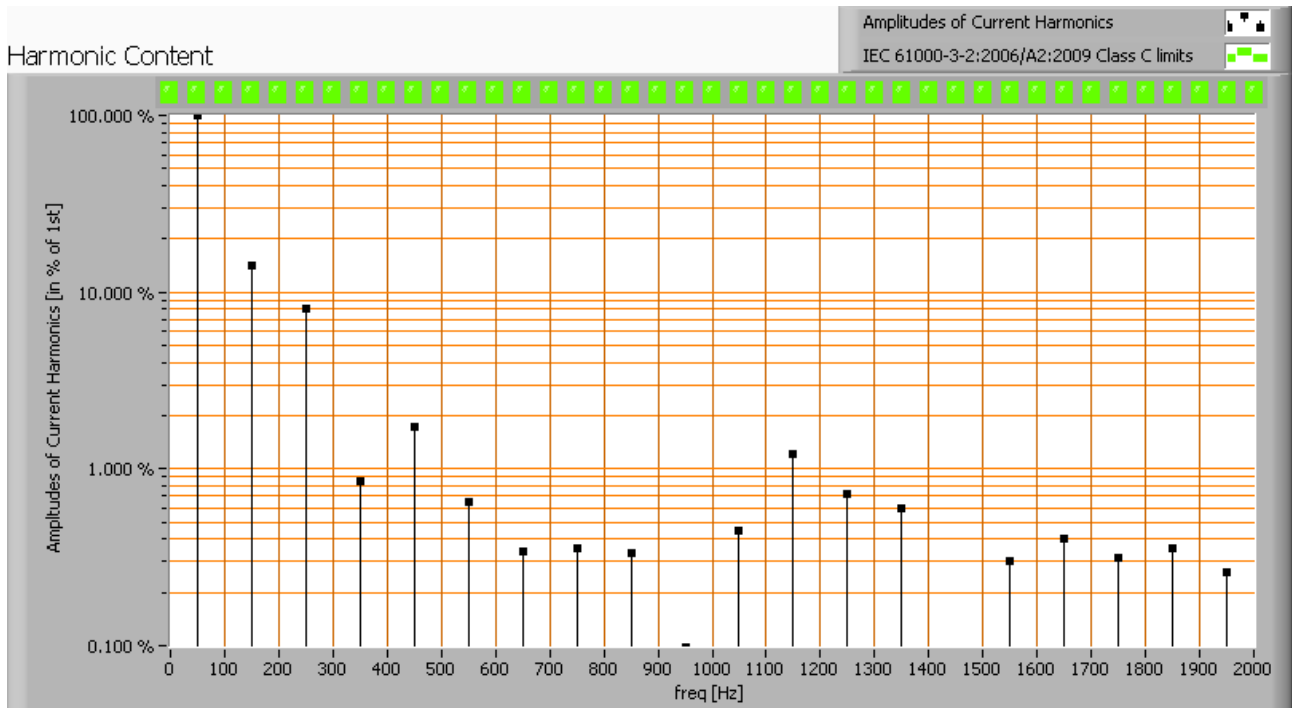
Of this lamp the voltage across and the resulting current through it are measured and graphed. See the UI acquisition on the OliNo site how this is obtained.



*Voltage across and current through the lightbulb*

This current waveform has been checked on requirements posed by the norm IEC 61000-3-2:2006 (including up to A2:2009). See also the IEC 61000-3-2:2006 explanation on the OliNo website.

## Lamp measurement report – 17 May 2011



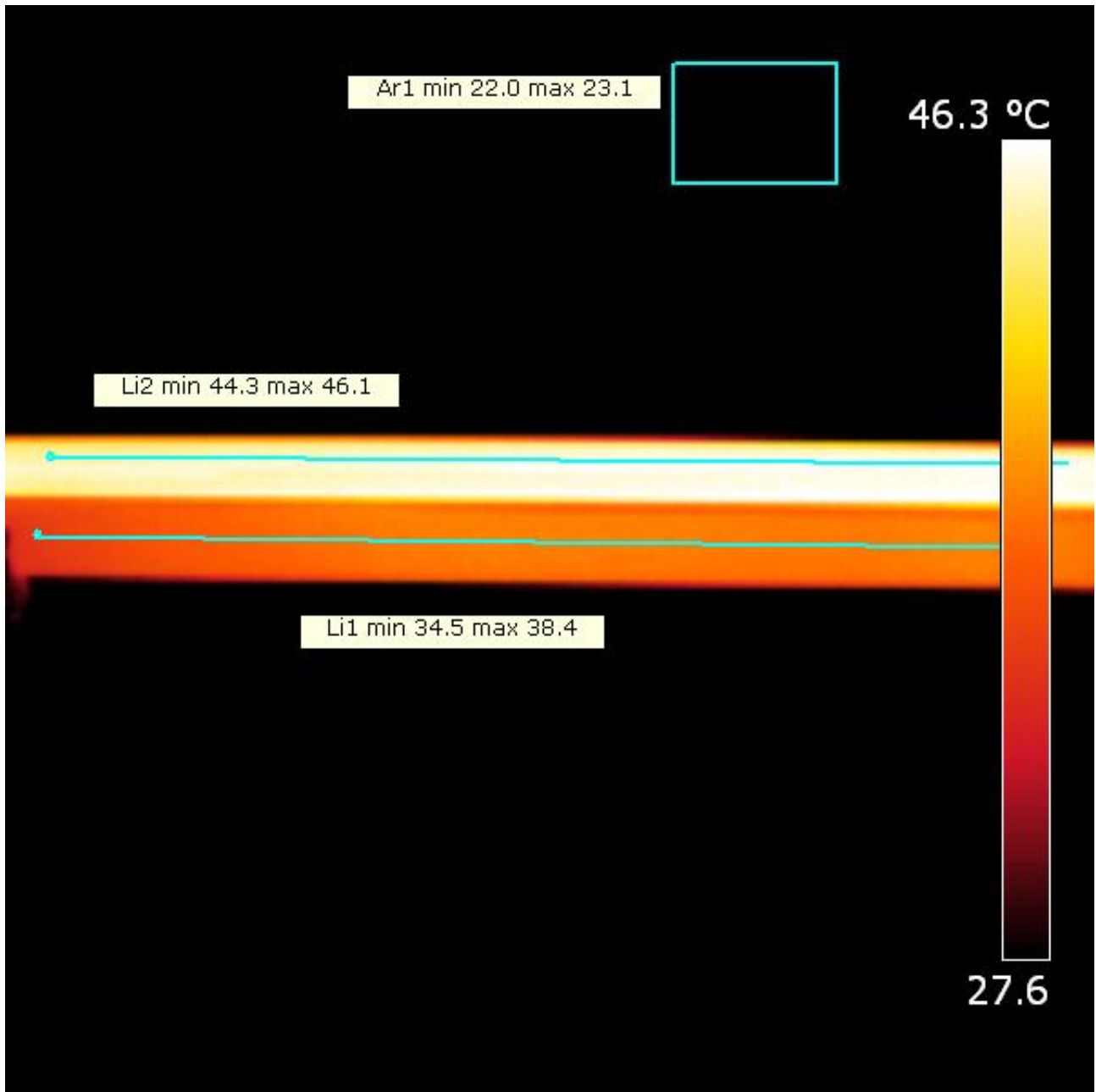
*Harmonics in the current waveform and checked against IEC61000-3-2:2006 and A2:2009*

When the consumed power is  $\leq 25$  W there are no limits for the harmonics.

The Total Harmonic Distortion of the current is computed and its value is 17 %.

## Lamp measurement report – 17 May 2011

### Temperature measurements lamp



Temperature image.

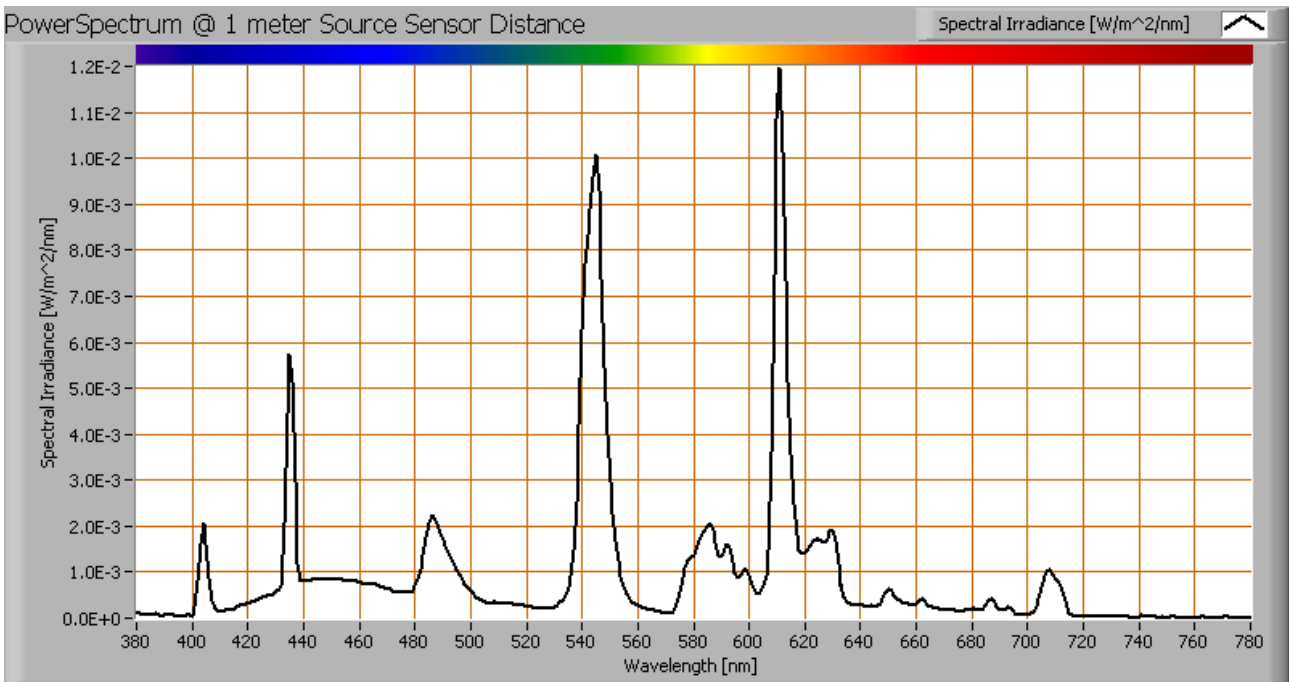
status lamp	> 2 hours on
ambient temperature	23 deg C
reflected background temperature	23 deg C
camera	Flir T335



## Lamp measurement report – 17 May 2011

emissivity	0.95
measurement distance	0.5 m
IFOV <sub>geometric</sub>	0.136 mm per 0.1 m distance
NETD (thermal sensitivity)	50 mK

### Color temperature and Spectral power distribution

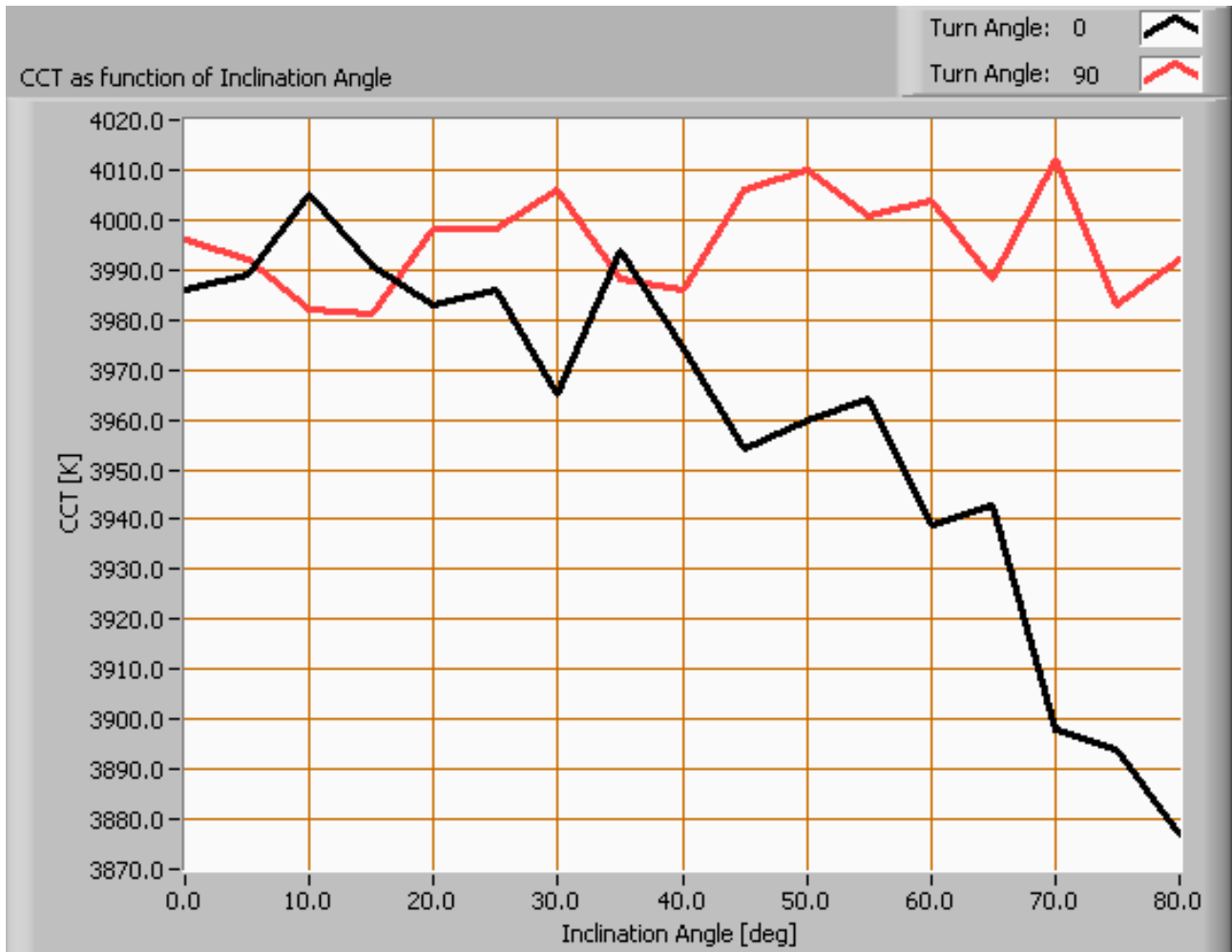


*The spectral power distribution of this light bulb, energies on y-axis valid at 1 m distance.*

The measured color temperature is 3974 K which is warm/neutral white.

This color temperature is measured straight underneath the light bulb. Below a graph showing the color temperature for different inclination angles.

## Lamp measurement report – 17 May 2011



*Color temperature as a function of inclination angle.*

The color temperature is given for inclination angles up to 80 deg. Beyond that value the illuminance is so low (< 5 lux) that it has not been used for color determination of the light.

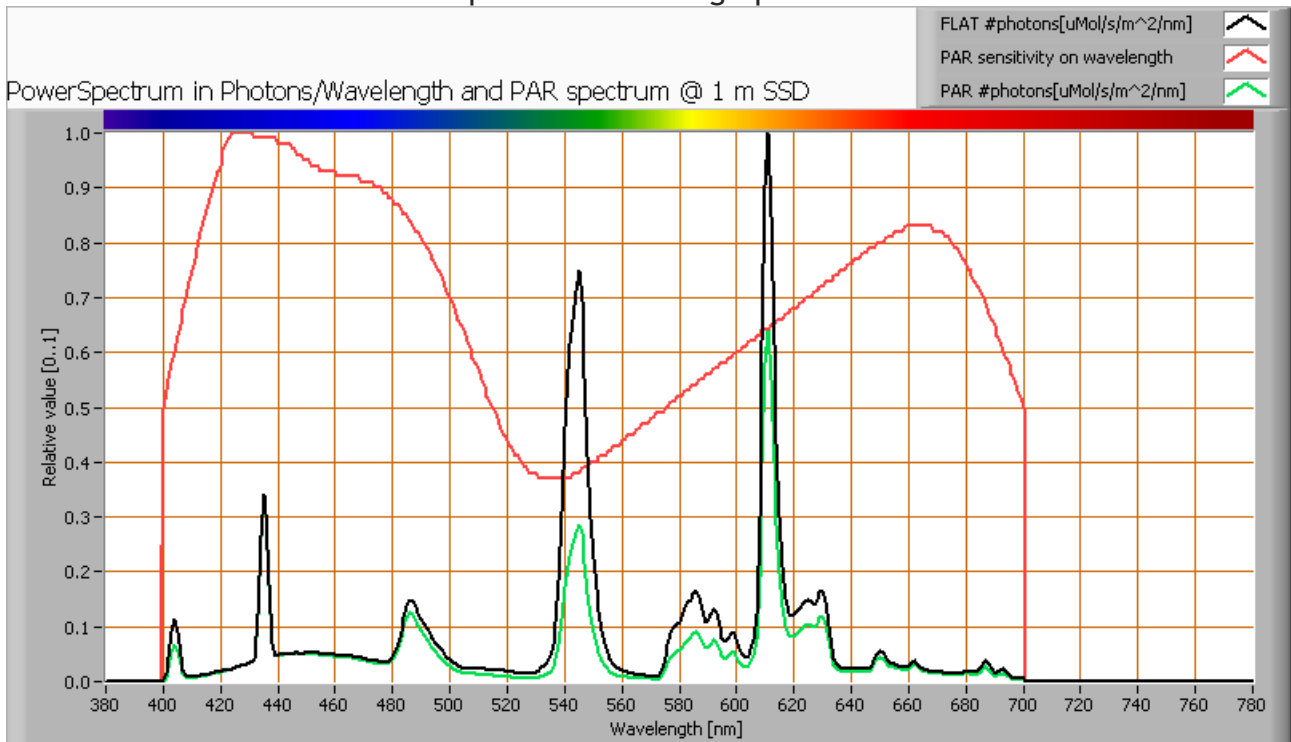
For the C0-C180 plane: the beam angle of 284 deg is equivalent to 142.0 deg inclination angle, which is the area where most of the light falls within. The maximum variation of color temperature in this inclination area is about 0 %.

For the C90-C270 plane: the beam angle of 112 deg is equivalent to 56.0 deg inclination angle, which is the area where most of the light falls within. The maximum variation of color temperature in this inclination area is about 1 %.

## Lamp measurement report – 17 May 2011

### PAR value and PAR spectrum

To make a statement how well the light of this light bulb is for growing plants, the PAR-area needs to be determined. See the explanation about PAR on the OliNo website how this all is determined and the explanation of the graph.



*The photon spectrum, then the sensitivity curve and as result the final PAR spectrum of the light of this light bulb*

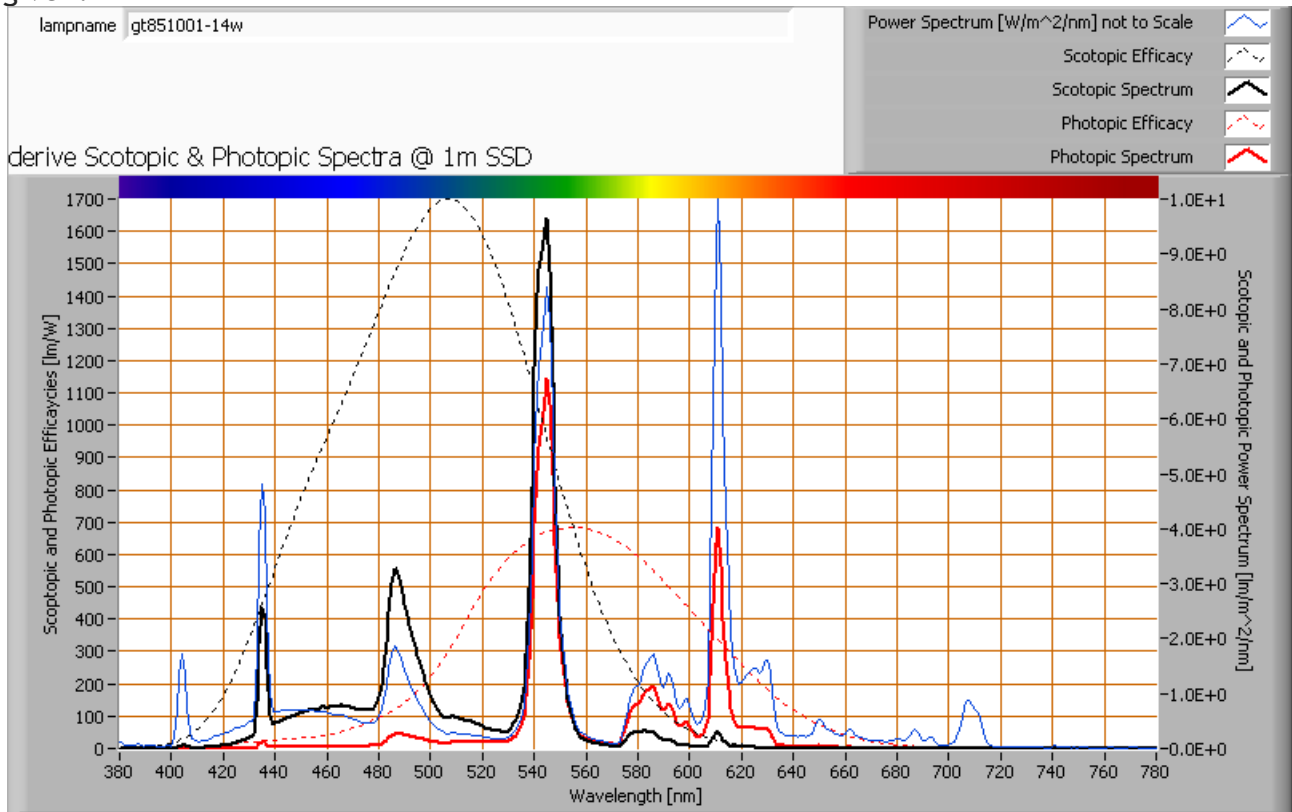
parameter	value	unit
PAR-number	1.0	uMol/s/m <sup>2</sup>
PAR-photon current	8.1	uMol/s
PAR-photon efficacy	0.5	uMol/s/W

The PAR efficiency is 62 % (valid for the PAR wave length range of 400 - 700 nm). This is the maximum percentage of the total of photons in the light that is effectively used by the average plant (since the plant might not take 100 % of the photons at the frequency where its relative sensitivity is 100 %).

## Lamp measurement report – 17 May 2011

### S/P ratio

The S/P ratio and measurement is explained on the OliNo website. Here the results are given.

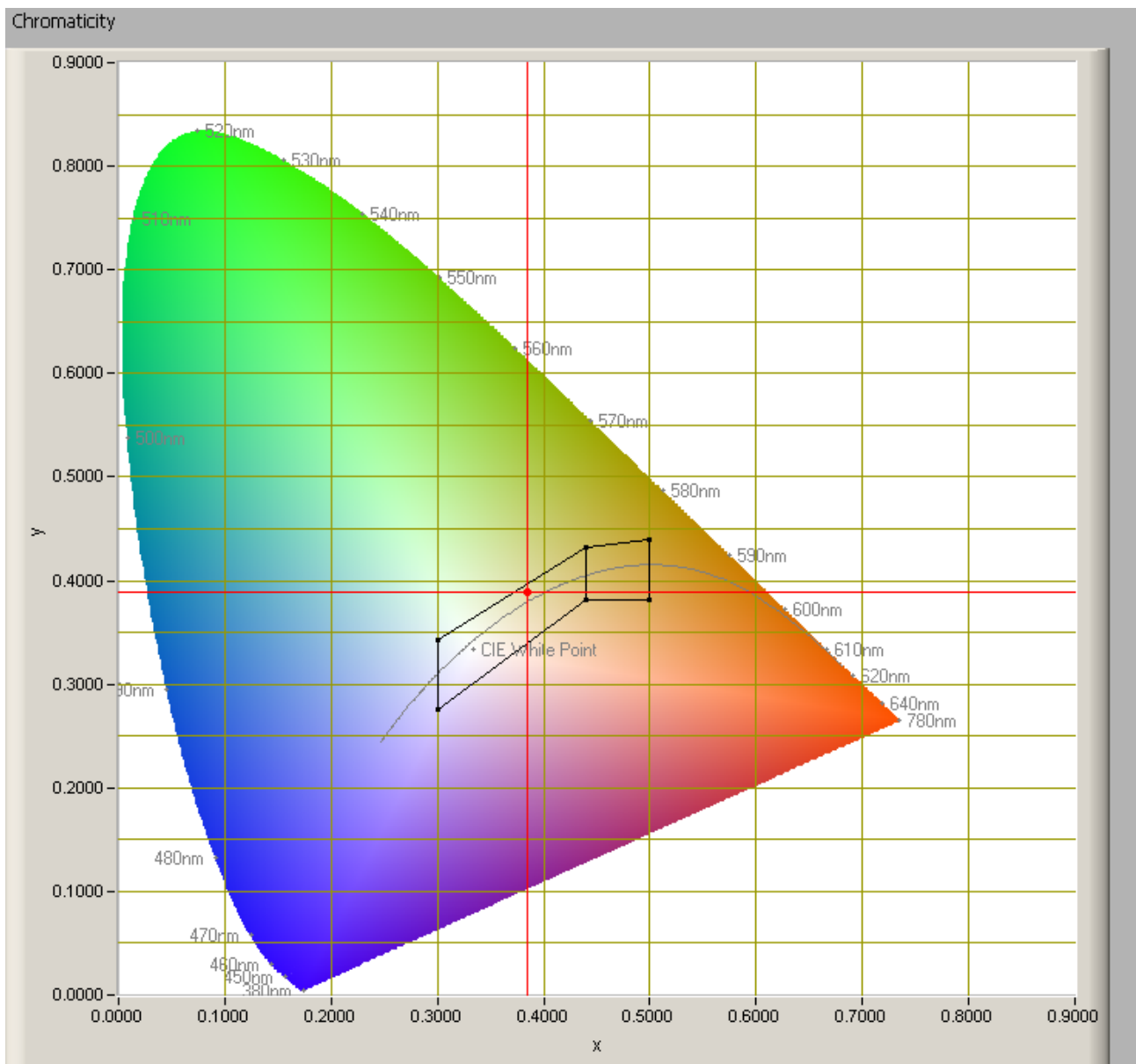


*The power spectrum, sensitivity curves and resulting scotopic and photopic spectra (spectra energy content defined at 1 m distance).*

The S/P ratio of the light coming from this lamp is 1.6.  
 More info on S/P ratio can be found on the OliNo website.

## Lamp measurement report – 17 May 2011

### Chromaticity diagram



*The chromaticity space and the position of the lamp's color coordinates in it.*

The point of the light in this diagram is inside the area indicated with class A. This area indicates an area for signal lamps, see also the article on signal lamps and color areas on the OliNo website.

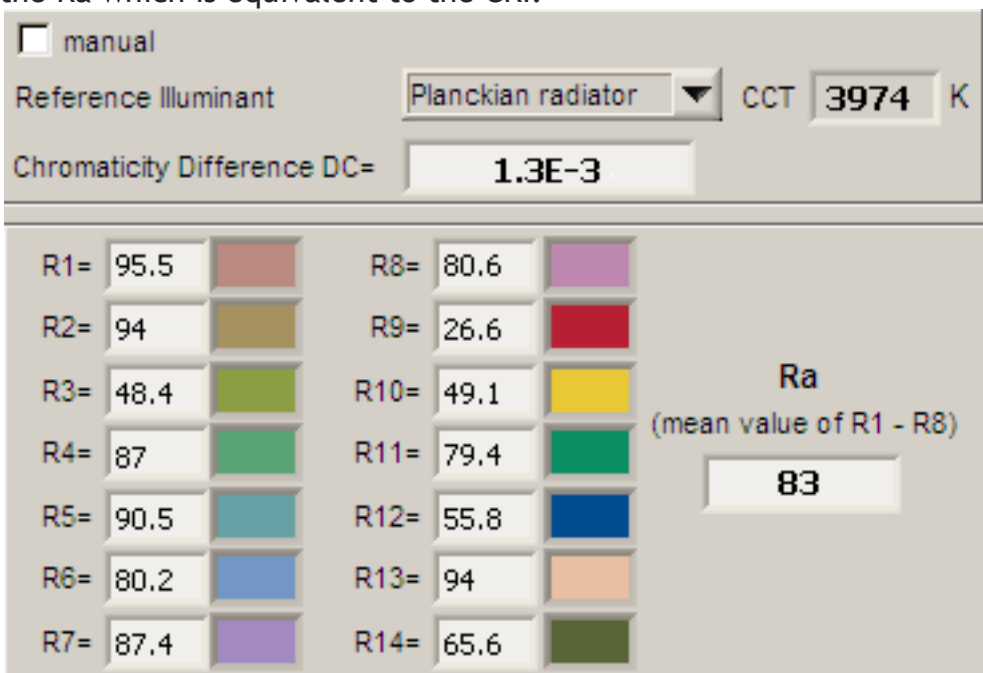
The color coordinates are  $x=0.3842$  and  $y=0.3882$ .



## Lamp measurement report – 17 May 2011

### Color Rendering Index (CRI) or also Ra

Herewith the image showing the CRI as well as how well different colors are represented (rendered). The higher the number, the better the resemblance with the color when a black body radiator would have been used (the sun, or an incandescent lamp). Practical information and also some critics about the CRI can be found on the OliNo website. Each color has an index Rx, and the first 8 indexes (R1 .. R8) are averaged to compute the Ra which is equivalent to the CRI.



*CRI of the light of this lightbulb.*

This value of 83 indicates how well the light of this lamp can render well a set of reference colors, this in comparison with the light of a reference source (for color temperatures < 5000K a black radiator is used as reference and for color temperatures > 5000K the sun or the light outside during the day).

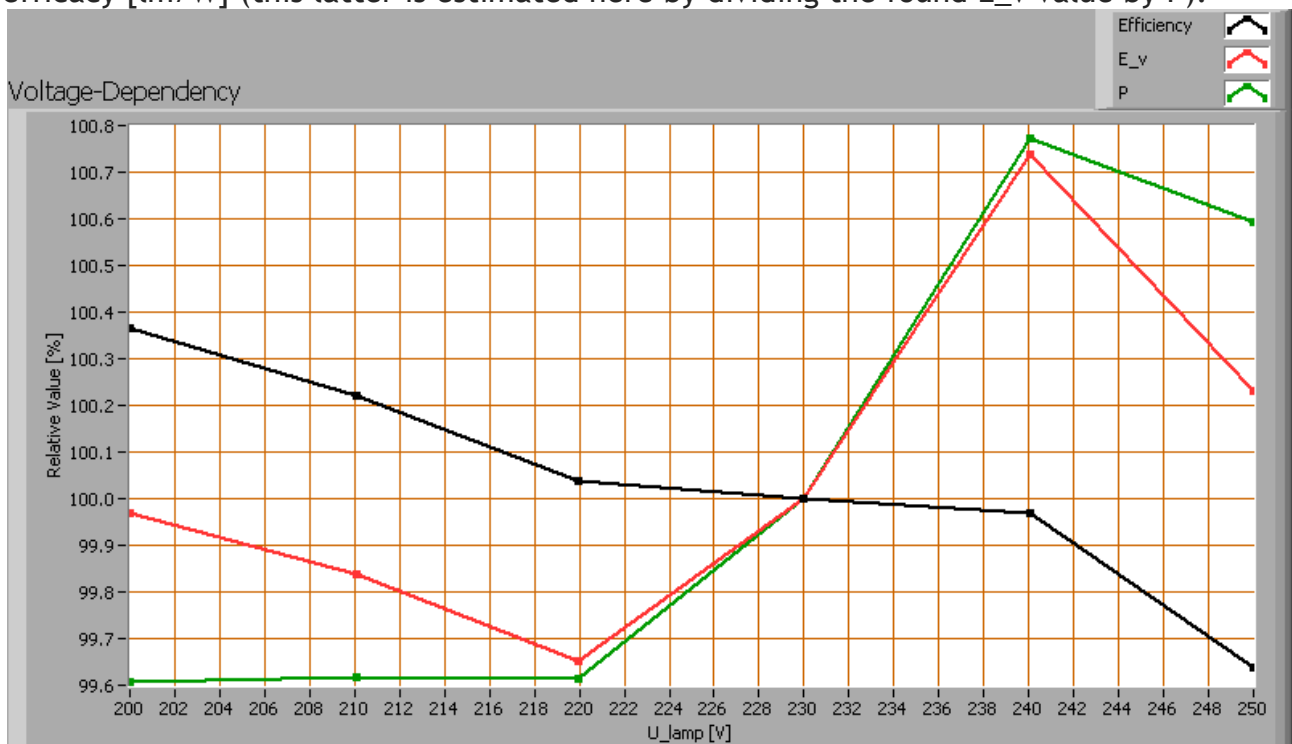
The value of 83 is bigger than the value of 80 that is considered as a minimum for working areas in general.

Note: the chromaticity difference is 0.0013 and indicates the distance to the Planckian Locus. There is no norm yet that states what the max deviation from white light is allowed to be. A reference with signal lights as a reference is given in the chromaticity diagram.

## Lamp measurement report – 17 May 2011

### Voltage dependency

The dependency of a number of lamp parameters on the lamp voltage is determined. For this, the lamp voltage has been varied and its effect on the following light bulb parameters measured: illuminance  $E_v$  [lx], the lamp power  $P$  [W] and the luminous efficacy [lm/W] (this latter is estimated here by dividing the found  $E_v$  value by  $P$ ).



*Lamp voltage dependencies of certain light bulb parameters*

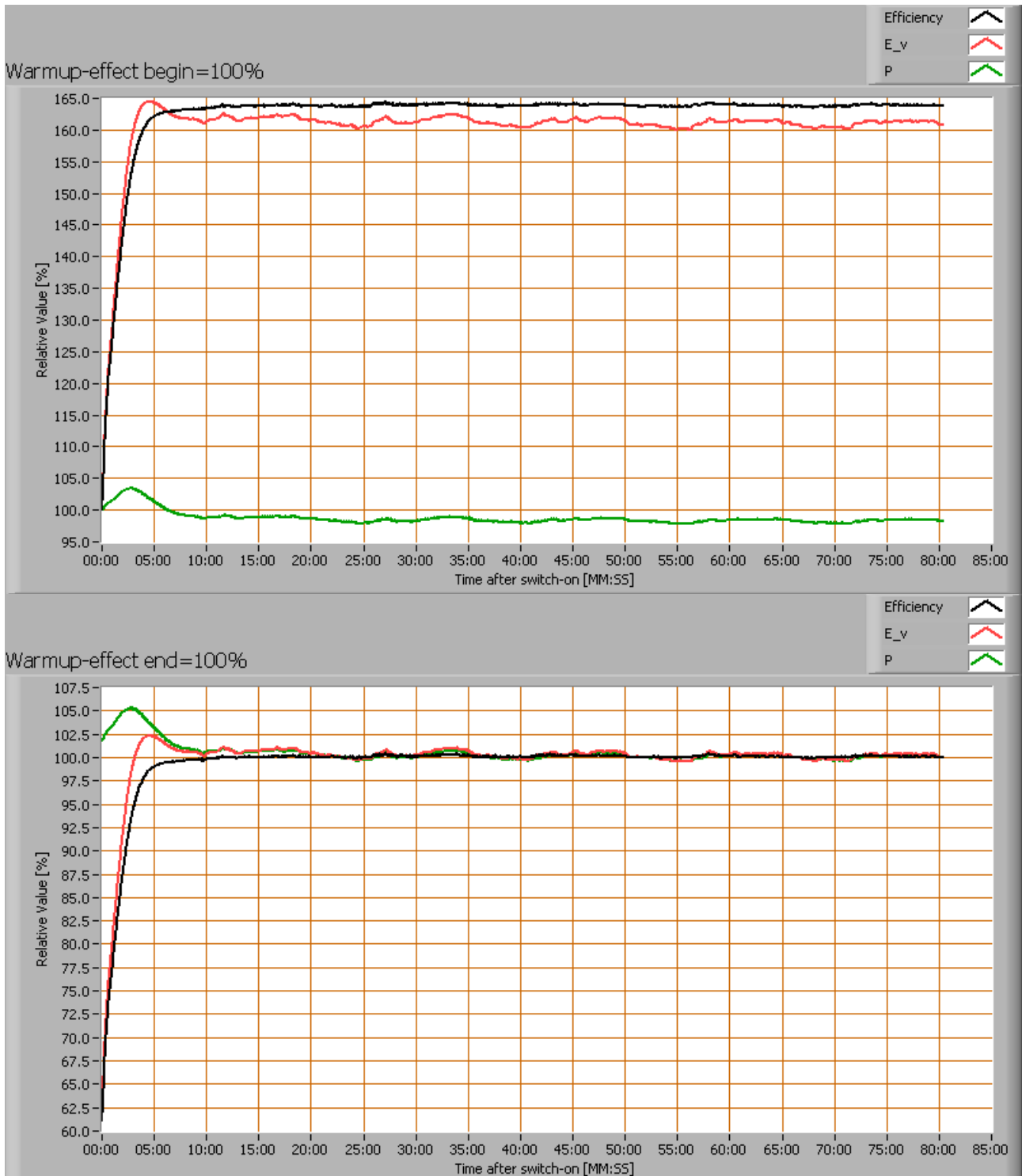
There is no (significant) dependency of the illuminance when the power voltage varies between 200 - 250 V AC. There is no (significant) dependency of the consumed power when the power voltage varies between 200 - 250 V AC.

When the voltage varies abruptly with + or - 5 V AC then this results in a variation of the illuminance of maximally 0.4 %. This difference in illuminance is not visible (when it occurs abruptly).

### Warm up effects

After switch on of a cold lamp, the effect of heating up of the lamp is measured on illuminance  $E_v$  [lx], the lamp power  $P$  [W] and the luminous efficacy [lm/W].

## Lamp measurement report – 17 May 2011



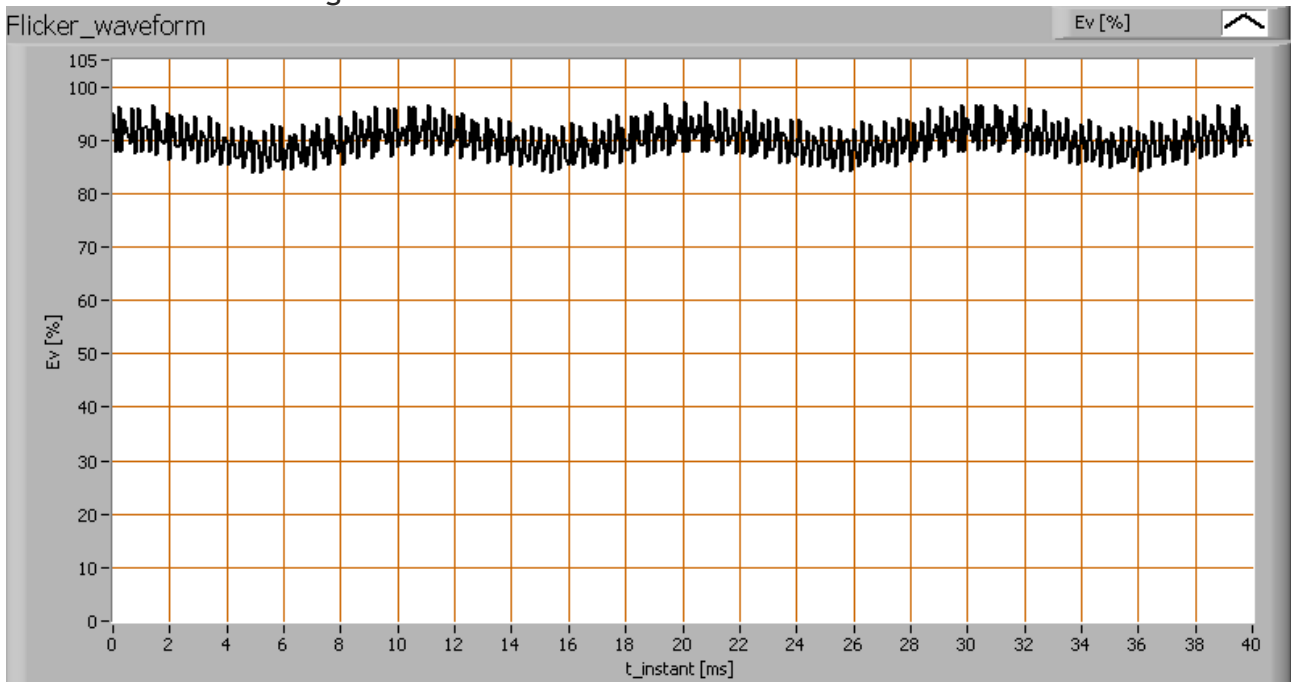
Effect of warming up on different light bulb parameters. In the first graph the 100 % level is put at begin, and in the last graph the 100 % level is put at the end.

## Lamp measurement report – 17 May 2011

During the warmup time the illuminance varies during 3 minutes and increases with 61 %. During the warmup time the power varies during 7 minutes and decreases with 5 %.

### Measure of flickering

An analysis is done on the measure of flickering of the light output by this light bulb. See the article on flickering on OliNo site for more information.



*The measure of fast illuminance variation of the light of the light bulb*

parameter	value	unit
Flicker frequency	4123.6	Hz
Illuminance modulation index	7	%

The illuminance modulation index is computed as:  $(\max\_Ev - \min\_Ev) / (\max\_Ev + \min\_Ev)$ .

### Disclaimer

The information in this OliNo report is created with the utmost care. Despite this, the information could contain inaccuracies. OliNo cannot be held liable in this instance nor can the data in this report be legally binding.

We strive to adhere to all of the conditions of any copyright holder in the publication of any



## **Lamp measurement report – 17 May 2011**

illustration/article or item. In the event that we unintentionally violate said copyright holder's conditions in our articles, we kindly ask to be contacted here at OLiNo so that we can resolve any disputes, issues or misunderstandings.

### **License**

It is permitted ONLY to use or publish this report in its entirety and in unaltered form via internet or other digital or written media in any form. To guarantee the reliability and accuracy of the report, it is strictly prohibited to change or alter parts of the report and/or republish it in a modified content.