



Lamp measurement report - 18 Aug 2013

ECO E 43W DALI

by

Greenled Oy



Lamp measurement report - 18 Aug 2013

Summary measurement data


parameter	meas. result	remark
Color temperature	3943 K	warm/neutral white
Luminous intensity I _v	1568.8 Cd	Measured straight underneath the lamp.
Illuminance modulation index	1 %	Measured with a light sensor looking at the lamp (angle not defined). Is a measure for the amount of flickering.
Beam angle	124 deg	124 deg is the beam angle for the C0-C180-plane (perpendicular to the length direction of the lamp) and 103 deg is the beam angle for the C90-C270 plane, which is along the length direction of the lamp.
Power P	43.5 W	Follow the link for more information on electrical properties.
Power Factor	0.97	An electrical load with this power factor means that for every 1 kWh net energy consumed, there has been 0.25 kVAh for reactive energy.
THD	16 %	Total Harmonic Distortion.
Max inrush current	24.013 A	This current has been found at a voltage start angle of 90 degrees.
Luminous flux	5207 lm	
Luminous efficacy	120 lm/W	
EU2013-label classification	A+	The energy class, from A++ (more efficient) to E (least efficient). This label is an update of the previous version, and compulsory from Sept 2013.
EU-label classification	A	The energy class, from A (more efficient) to G (least efficient).
CRI_Ra	85	Color Rendering Index.
Coordinates chromaticity diagram	x=0.3831 en y=0.3786	
Fitting	230V	This lamp is connected directly to the grid voltage.
PAR-value	14.9 $\mu\text{Mol/s/m}^2$	The number of photons seen by an average plant when it is lit by the light of this light bulb. Value valid at 1 m distance from light bulb.
PAR-photon efficacy	1.1 $\mu\text{Mol/s/W}_e$	The total emitted number of photons by this light, divided by its consumption in W. It indicates a kind of efficacy in generating photons.
Photon current	80.4 $\mu\text{Mol/s}$	The total number of photons in the light of this lamp.

Lamp measurement report - 18 Aug 2013

parameter	meas. result	remark
S/P ratio	1.7	This factor indicates the amount of times more efficient the light of this light bulb is perceived under scotopic circumstances (low environmental light level).
L x W x H external dimensions	895 mm x 72 mm x 80 mm	External dimensions of the lamp.
L x W x H luminous area	855 mm x 68 mm x 25 mm	Dimensions of the luminous area (used in Eulumdat file). It is the surface of the matt white cover.
General remarks		<p>The ambient temperature during the whole set of illuminance measurements was 29.6 - 31.3 deg C.</p> <p>The temperature of the housing gets maximally about 18 degrees hotter than ambient temperature.</p> <p>Warm up effect: During the warmup time the illuminance doesn't vary significantly (< 5 %).</p> <p>During the warmup time the power doesn't vary significantly (< 5 %).</p> <p>Voltage dependency: There is no (significant) dependency of the illuminance when the power voltage varies between 200 - 250 V AC.</p> <p>There is no (significant) dependency of the consumed power when the power voltage varies between 200 - 250 V AC.</p> <p>At the end of the article an additional photo.</p>
Dimmable	yes	Info from manufacturer.
Biologic effect factor	0.537	According to pre-norm DIN V 5031-100:2009-06.
Blue Light Hazard risk group	0	0=exempt, 1=low, 2 = moderate, 3=high risk.
form factor	tube/strip	

Lamp measurement report - 18 Aug 2013

Overview table

m.	Ø 50%		C0-180: 124° C90-270: 103° 	E (lux)	Luminaire Efficacy
	C0-180	C90-270			120 (lumen per Watt)
1	3.77	2.53		1569	Half-peak diam C0-180
1.5	5.65	3.79		697	3.77 x diameter(m)
2	7.54	5.05		392	Half-peak diam C90-270
3	11.31	7.58		174	2.53 x diameter(m)
4	15.08	10.1		98	Illuminance
6	22.62	15.16		44	1569 / distance² (lux)
8	30.16	20.21		25	Total Output
					5207 (lumen)

The overview table is explained on the OliNo website.

Please note that this overview table makes use of calculations, use this data with care as explained on the OliNo site. E (lux) values are not accurate, when within 5 x 858 mm (maximal luminous size, eventually diagonally measured)= 4290 mm. Within this distance from the lamp (data given in red), the measured lux values will be less than the computed values in this overview as the measurements are then within the near field of the lamp.

Lamp measurement report - 18 Aug 2013

EU 2013 Energy label classification

Since Sept 2013 these labels will be needed., see also this page for the explanation.


Important for the energy classification are the corrected rated power and the useful luminous flux.

The measured rated power is 43.5 W and might need to be corrected. The correction is dependent from the lamp type and whether or not the lamp control gear is included or not.

The choice for this lamp is the following classification: **Lamps with own control gear (external or internal)**. As a result the corrected rated power becomes: 43.5 W.

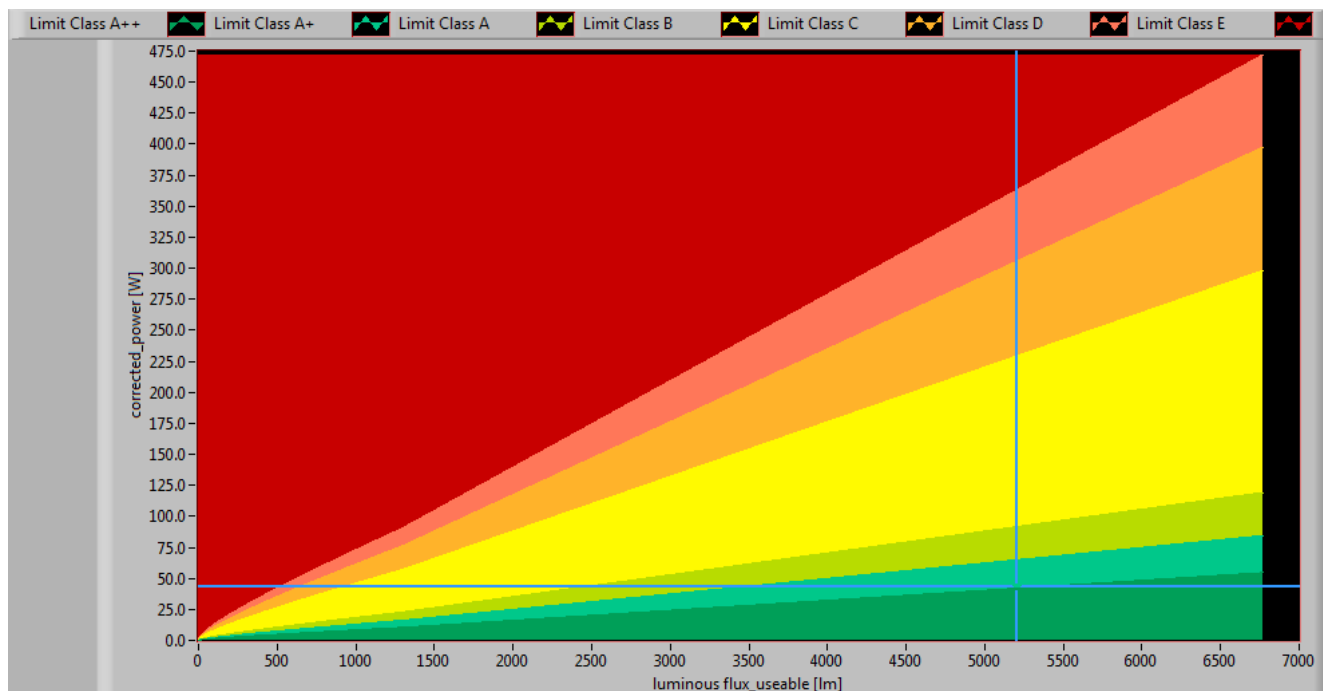
The luminous flux measured is 5207 lm. The classification of this lamp needed to determine the useful flux is: **Non-directional lamps**. Then the useful flux becomes 5207 lm. Now a reference power can be calculated.

The energy efficiency coefficient is $P_{corr} / P_{ref} = 0.11$.



EU energy label for this lamp

Lamp measurement report - 18 Aug 2013



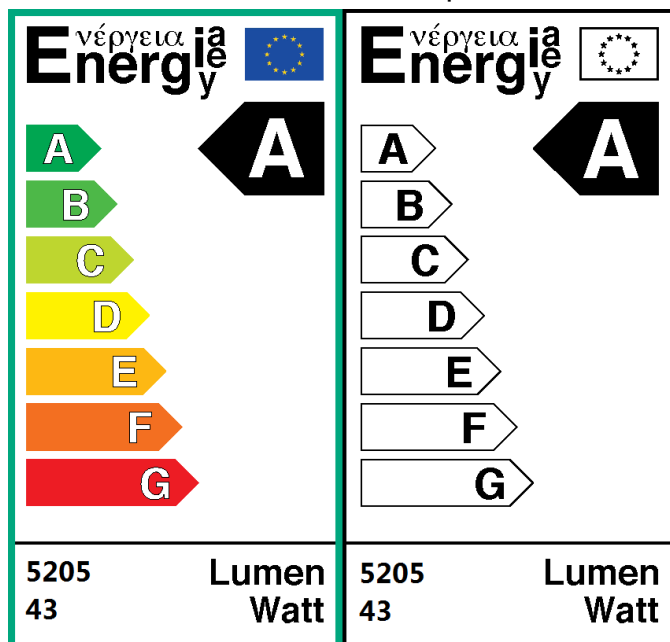
The lamp's performance in the lumen-Watt field, with the energy efficacy fields indicated.

Lamp measurement report - 18 Aug 2013

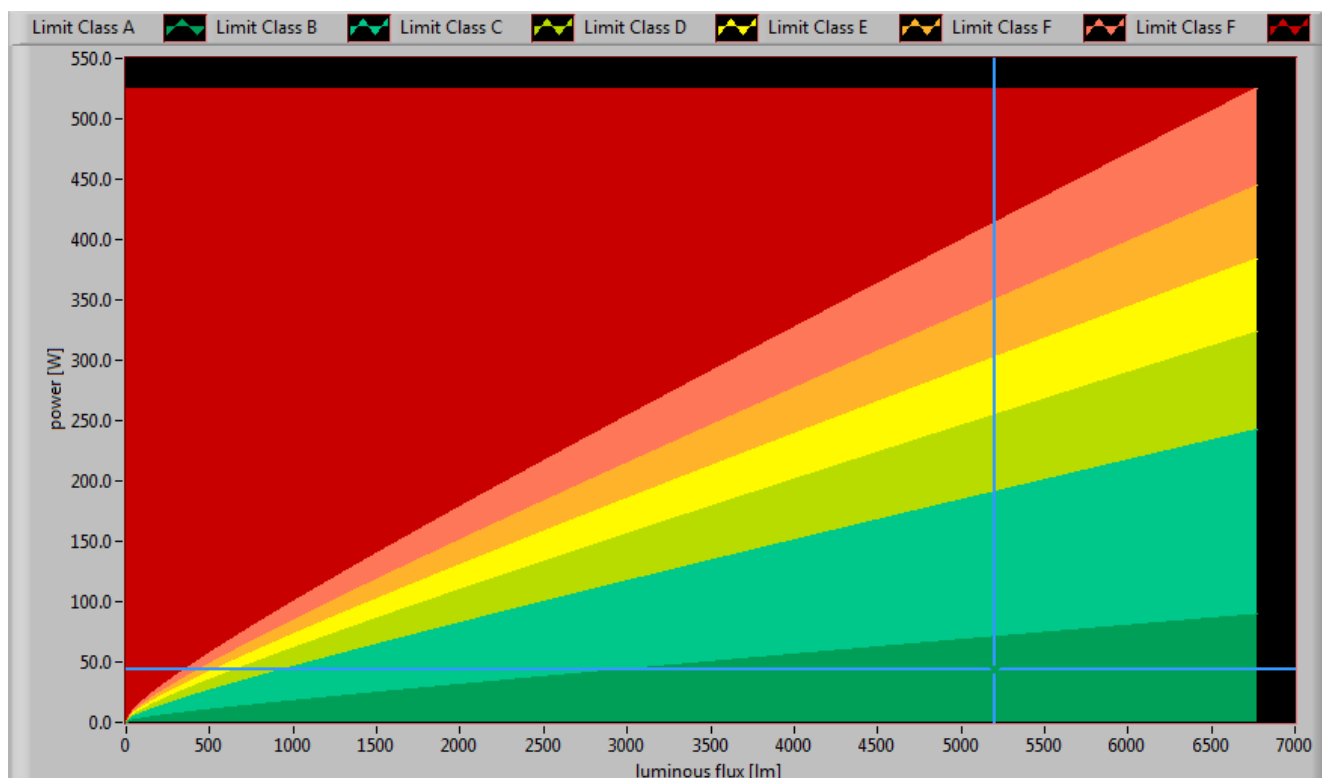
EU Energy label classification

With the measurement results of the luminous flux and the consumed power the classification on energy efficacy of this lamp is calculated. This information is requested in the EU for certain household lamps, see also the OLiNo site that explains for which lamps it is requested, how the label looks like and what information it needs to contain.

Herewith the labels for this lamp in color and black and white.



EU energy label of this lamp

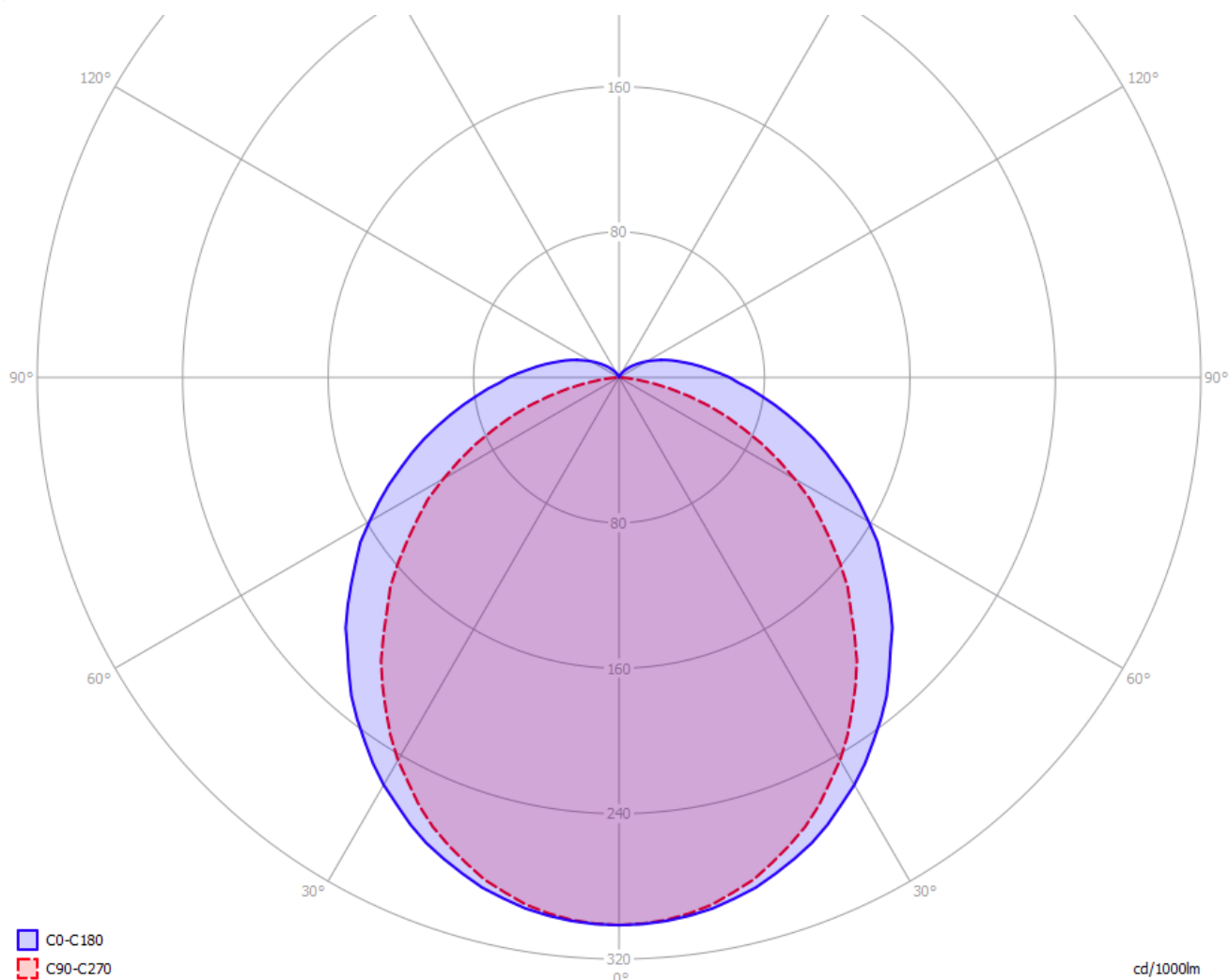


The lamp's performance in the lumen-Watt field, with the energy efficacy fields indicated.

Lamp measurement report - 18 Aug 2013

Eulumdat light diagram

This light diagram below comes from the program Qlumedit, that extracts these diagrams from an Eulumdat file. This light diagram is explained on the OliNo site.



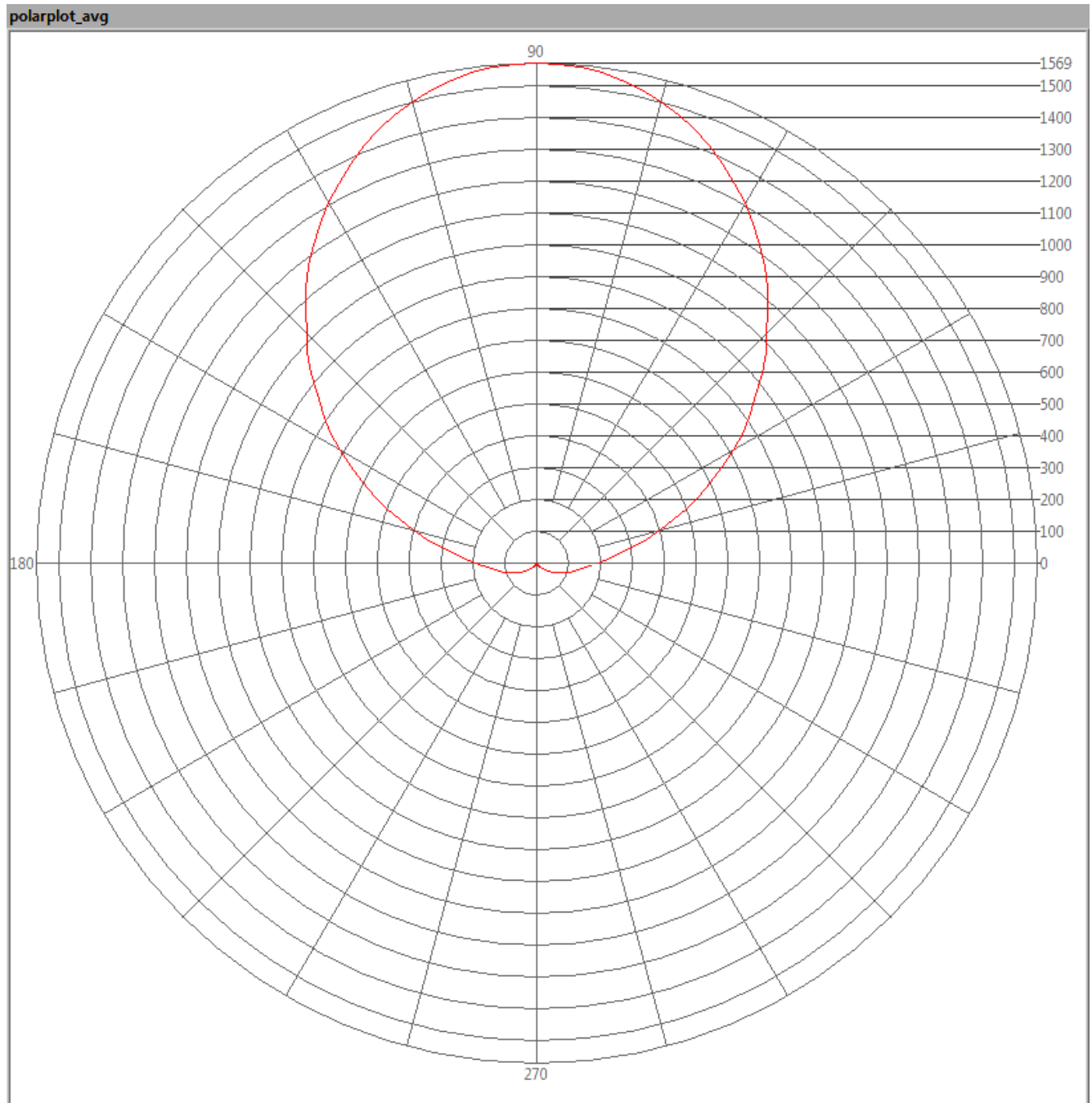
The light diagram giving the radiation pattern.

The light diagram indicates the beam in the C0-C180 plane (perpendicular to the length direction of the lamp) and in the plane perpendicular to that, the C90-C270 plane (along the length direction of the lamp).

Lamp measurement report - 18 Aug 2013

Illuminance E_v at 1 m distance, or luminous intensity I_v

Herewith the plot of the averaged luminous intensity I_v as a function of the inclination angle with the light bulb.

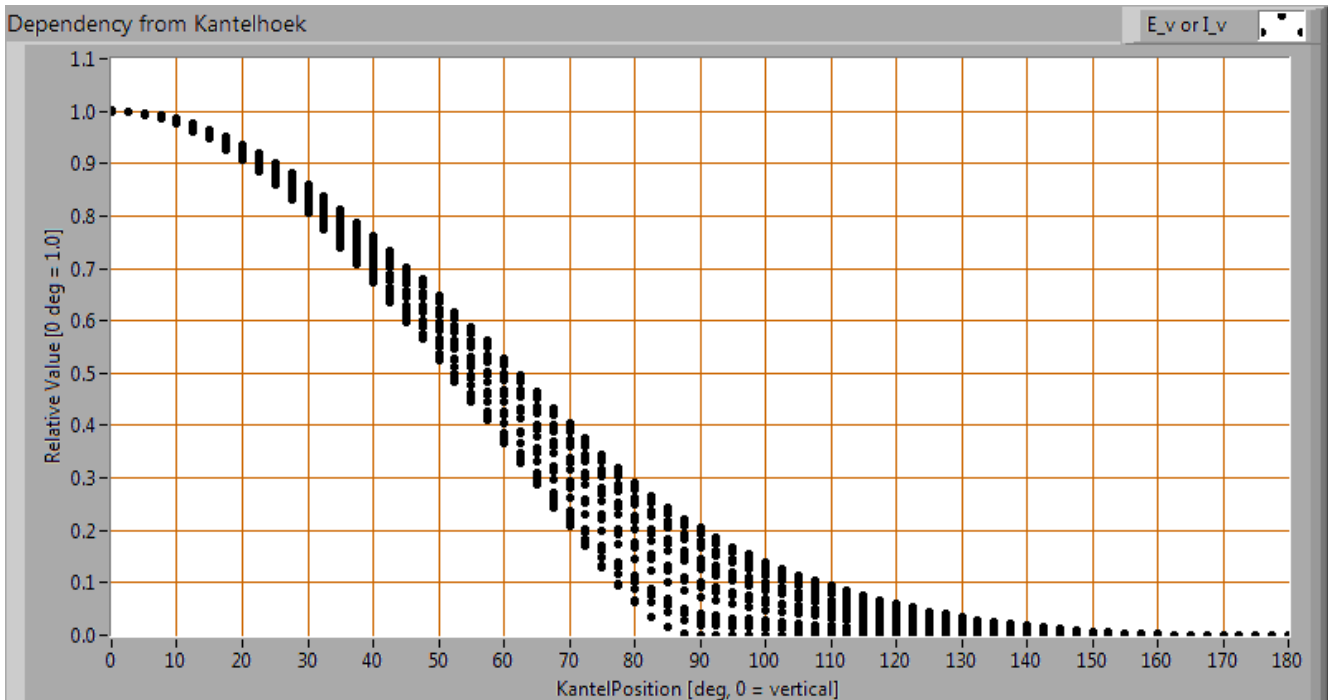


The radiation pattern of the light bulb.

This radiation pattern is the average of the light output of the light diagram given earlier. Also, in this graph the luminous intensity is given in Cd.

These averaged values are used (later) to compute the lumen output.

Lamp measurement report - 18 Aug 2013



Intensity data of every measured turn angle at each inclination angle.

This plot shows per inclination angle the intensity measurement results for each turn angle at that inclination angle. There normally are differences in illuminance values for different turn angles. However for further calculations the averaged values will be used.

When using the average values per inclination angle, the beam angle can be computed, being 124 deg for the C0-C180 plane and 103 deg for the C90-C270 plane.

Luminous flux

With the averaged illuminance data at 1 m distance, taken from the graph showing the averaged radiation pattern, it is possible to compute the luminous flux.

The result of this computation for this light spot is a luminous flux of 5207 lm.

Luminous efficacy

The luminous flux being 5207 lm, and the consumed power of the lamp being 43.5 Watt, results in a luminous efficacy of 120 lm/Watt.

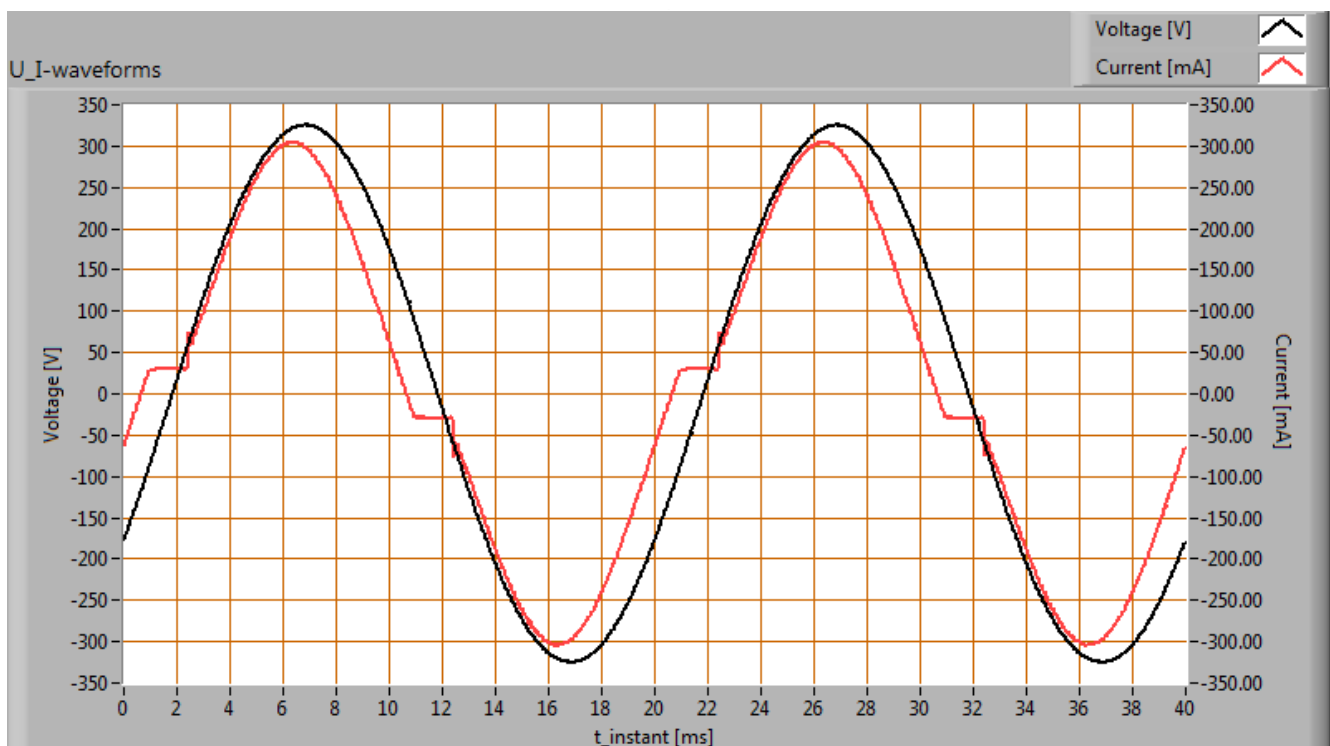
Lamp measurement report - 18 Aug 2013

Electrical properties

The power factor is 0.97. An electrical load with this power factor means that for every 1 kWh net energy consumed, there has been 0.25 kVAhr for reactive energy.

Lamp voltage	229.87 V
Lamp current	0.195 A
Power P	43.5 W
Apparent power S	44.8 VA
Power factor	0.97

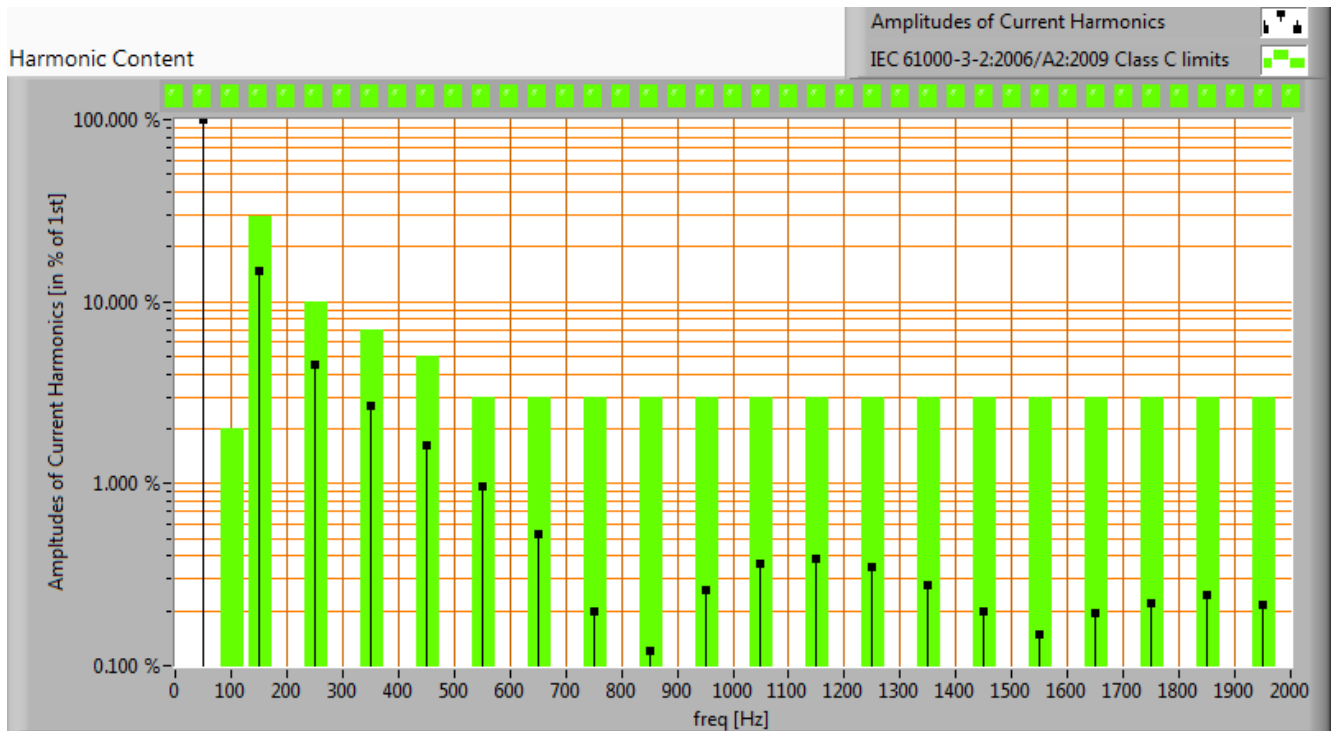
Of this lamp the voltage across and the resulting current through it are measured and graphed. See the UI acquisition on the OliNo site how this is obtained.



Voltage across and current through the lightbulb

This current waveform has been checked on requirements posed by the norm IEC 61000-3-2:2006 (including up to A2:2009). See also the IEC 61000-3-2:2006 explanation on the OliNo website.

Lamp measurement report - 18 Aug 2013



Harmonics in the current waveform and checked against IEC61000-3-2:2006 and A2:2009

When the consumed power is > 25 W there are limits for the harmonics and those are fulfilled.

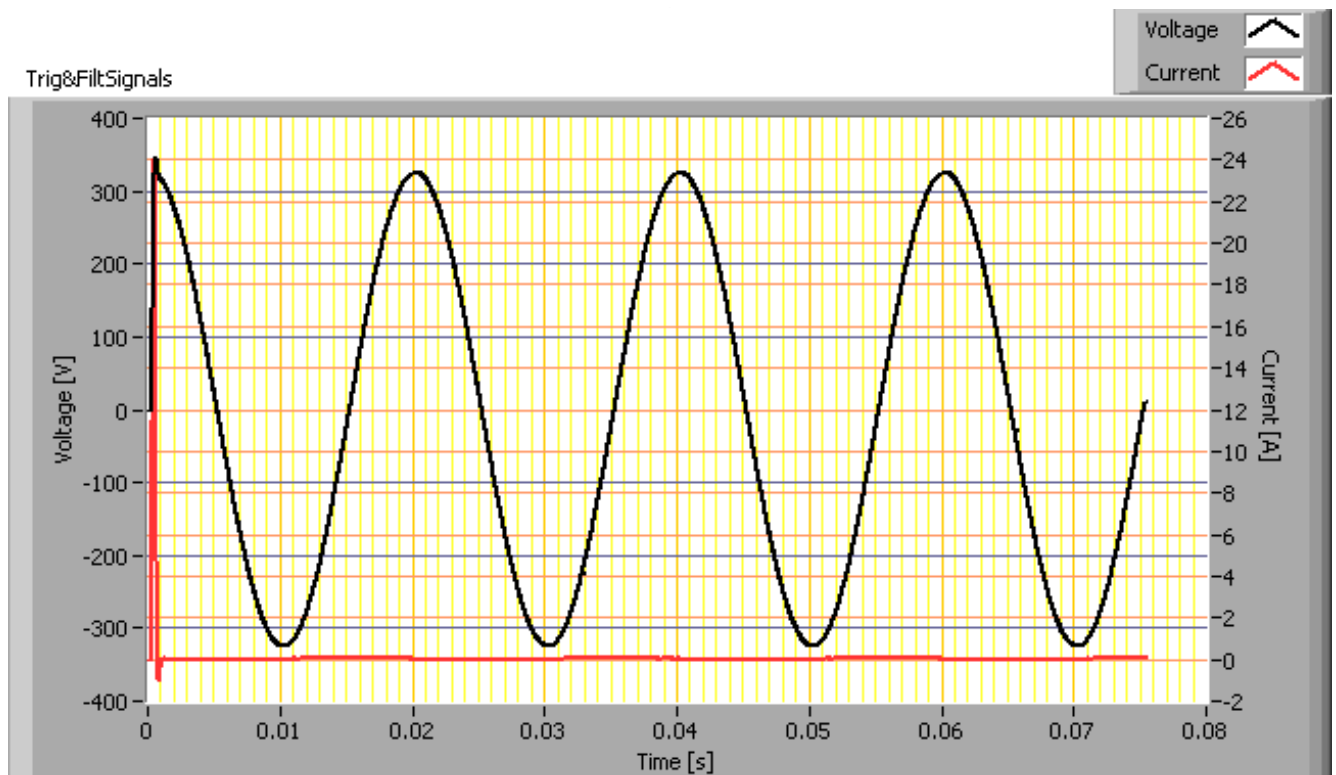
The Total Harmonic Distortion of the current is computed and its value is 16 %.

Lamp measurement report - 18 Aug 2013

Inrush current

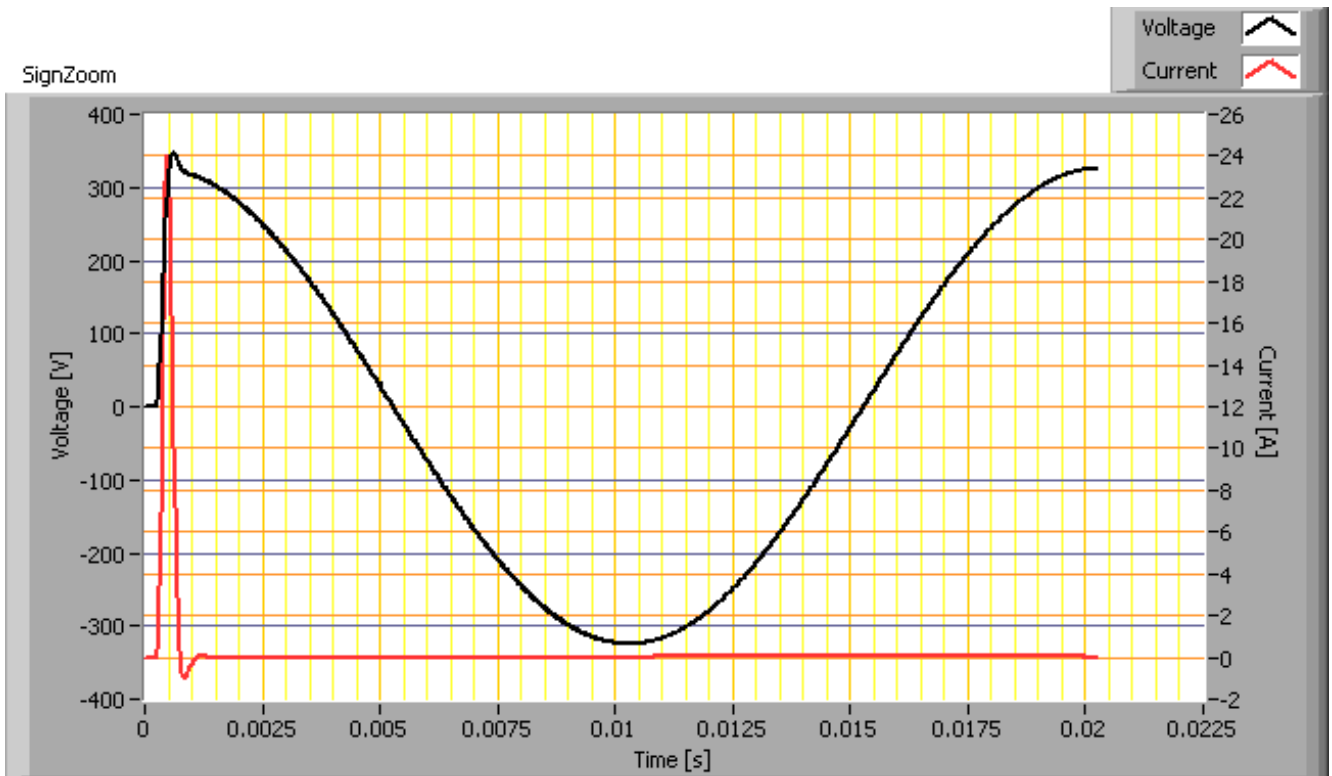
The inrush current has been measured for different voltage start angles; from 0 - 170 degrees with a 10 degrees step. The current- and voltage values have been acquired at a sample speed of 39.9 kS/s. Then this data has been fed into a second order 2kHz low pass Butterworth filter. This removes the current spikes that do not represent relevant values. The lamp was two minutes off before every inrush current measurement was made.

Test voltage	230.0 V	
Frequency of the voltage	50.0 Hz	
Maximum inrush current	24.013 A	This current has been found at a voltage start angle of 90 degrees.
Minimal inrush current	1.997 A	This current has been found at a voltage start angle of 0 degrees.

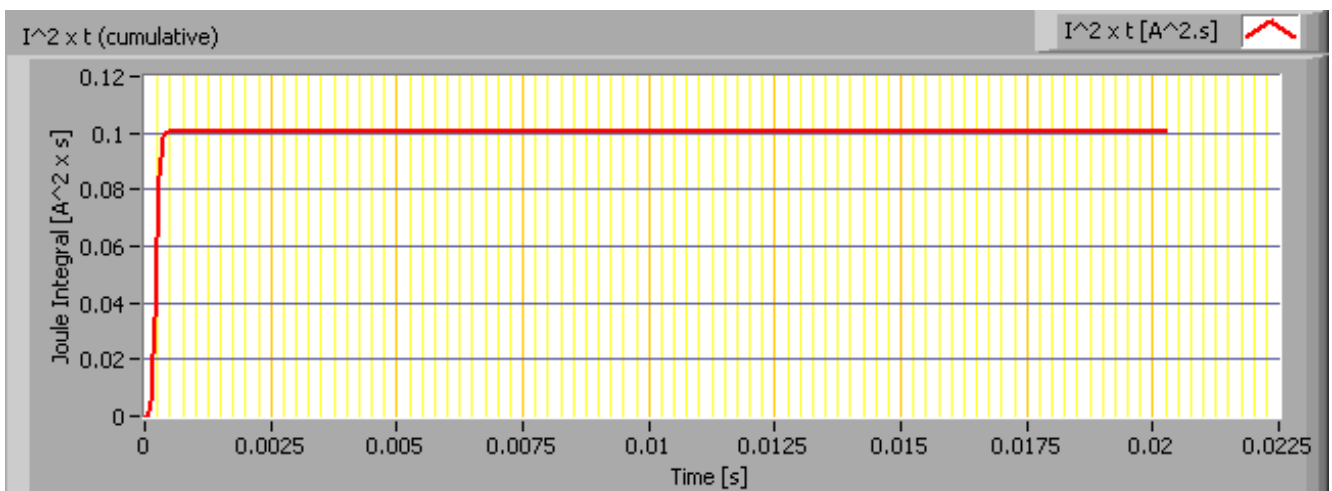


Inrush current found at worst-case voltage start angle

Lamp measurement report - 18 Aug 2013




First cycle of the maximum inrush current



The energy I^2t during the first 10 ms of the first current cycle

Lamp measurement report - 18 Aug 2013

Temperature measurements lamp

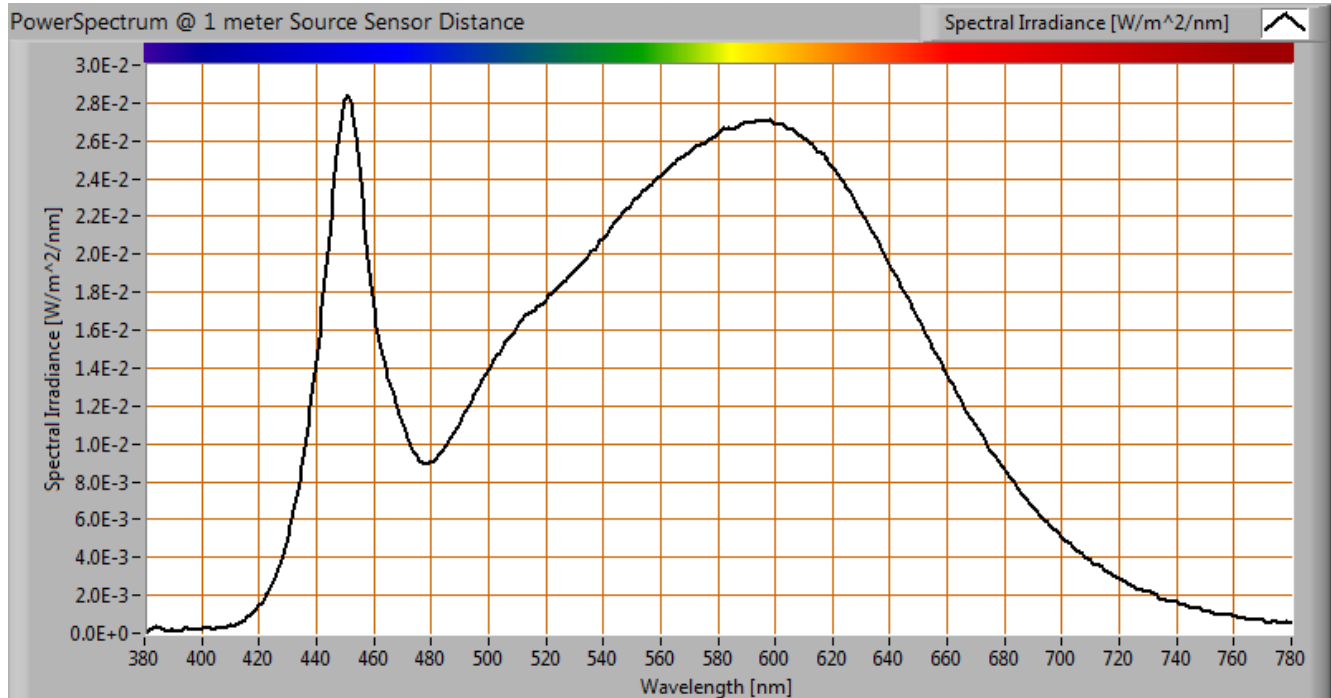


Temperature image(s).

status lamp	> 2 hours on
ambient temperature	26.5 deg C
reflected background temperature	26.5 deg C
camera	Flir T335
emissivity	0.95
measurement distance	1.5 m
IFOV_geometric	0.136 mm per 0.1 m distance
NETD (thermal sensitivity)	50 mK

Lamp measurement report - 18 Aug 2013

Color temperature and Spectral power distribution

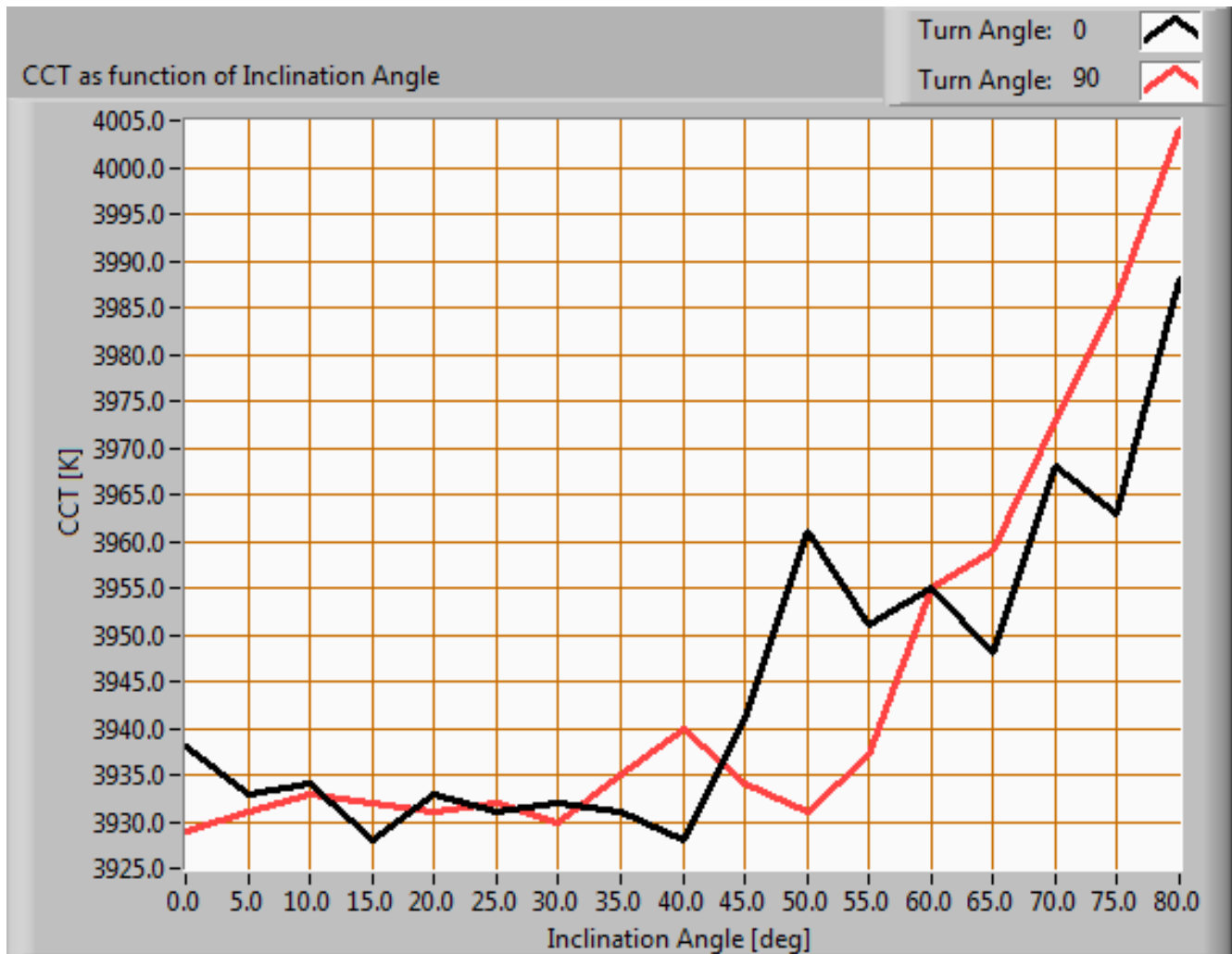


The spectral power distribution of this light bulb, energies on y-axis valid at 1 m distance.

The measured color temperature is 3943 K which is warm/neutral white.

This color temperature is measured straight underneath the light bulb. Below a graph showing the color temperature for different inclination angles.

Lamp measurement report - 18 Aug 2013



Color temperature as a function of inclination angle.

The color temperature is given for inclination angles up to 80 deg. Beyond that value the illuminance is so low (< 5 lux) that it has not been used for color determination of the light.

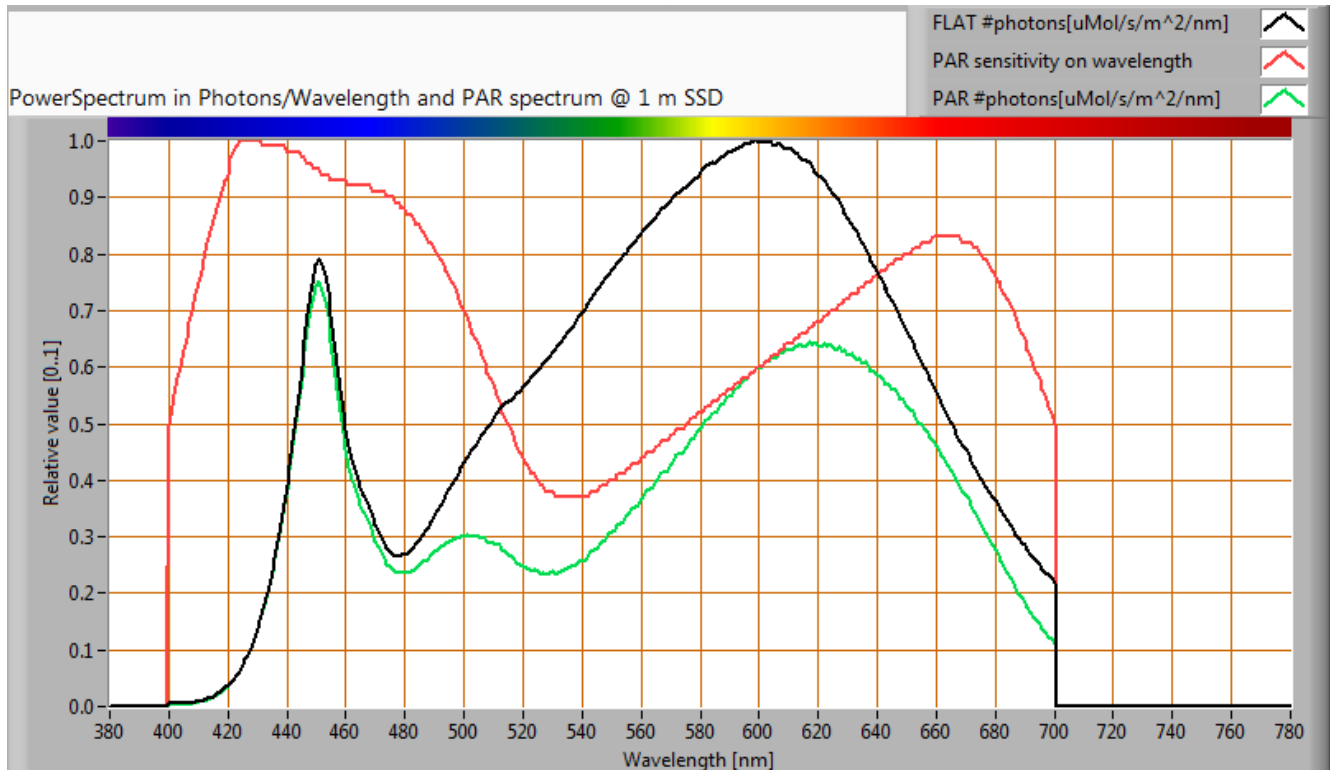
For the C0-C180 plane: the beam angle of 124 deg is equivalent to 62.0 deg inclination angle, which is the area where most of the light falls within. The maximum variation of color temperature in this inclination area is about 1 %.

For the C90-C270 plane: the beam angle of 103 deg is equivalent to 51.6 deg inclination angle, which is the area where most of the light falls within. The maximum variation of color temperature in this inclination area is about 1 %.

Lamp measurement report - 18 Aug 2013

PAR value and PAR spectrum

To make a statement how well the light of this light bulb is for growing plants, the PAR-area needs to be determined. See the explanation about PAR on the OLiNo website how this all is determined and the explanation of the graph.



The photon spectrum, then the sensitivity curve and as result the final PAR spectrum of the light of this light bulb

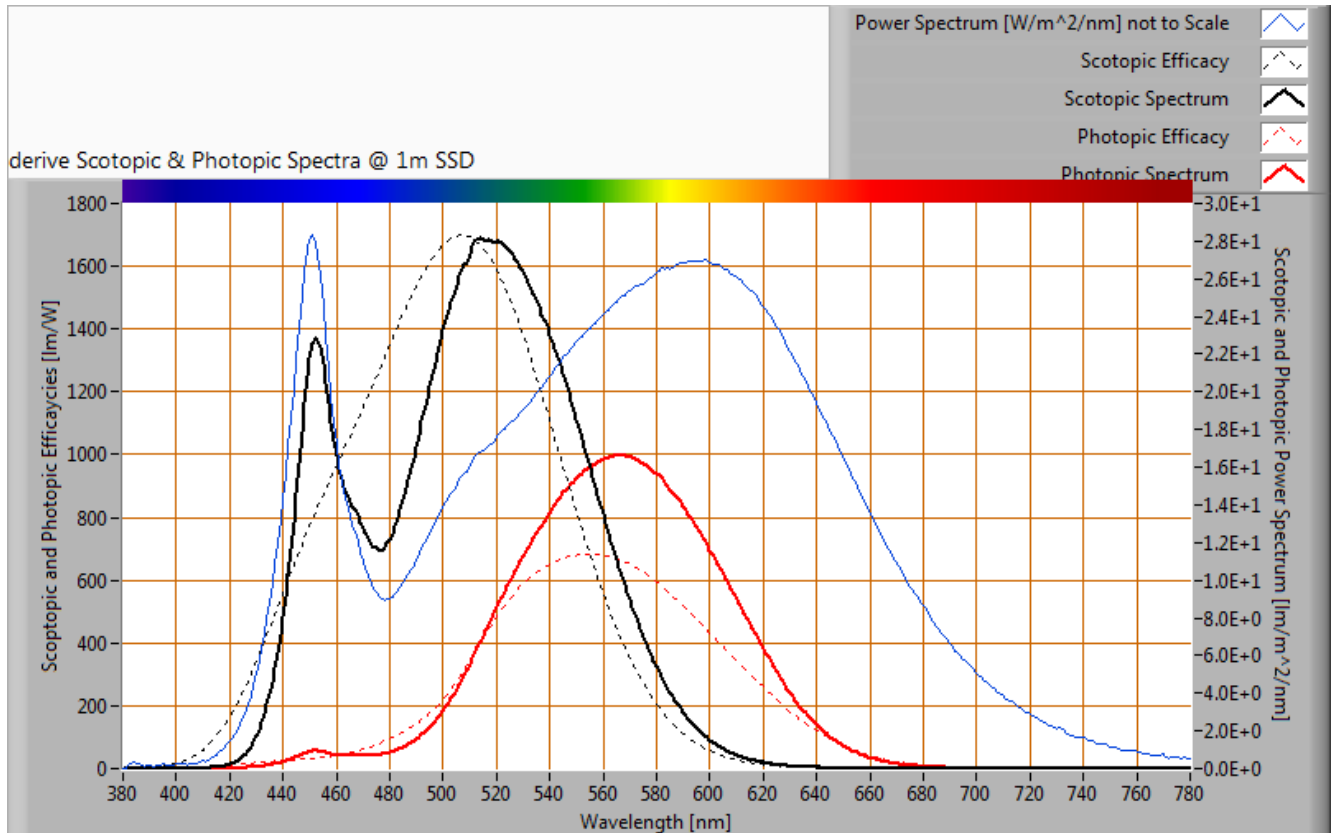
parameter	value	unit
PAR number	14.9	$\mu\text{Mol/s/m}^2$
PAR photon current	49.4	$\mu\text{Mol/s}$
PAR photon efficacy	1.1	$\mu\text{Mol/s/W}$

The PAR efficiency is 65 % (valid for the PAR wave length range of 400 - 700 nm). This is the maximum percentage of the total of photons in the light that is effectively used by the average plant (since the plant might not take 100 % of the photons at the frequency where its relative sensitivity is 100 %).

Lamp measurement report - 18 Aug 2013

S/P ratio

The S/P ratio and measurement is explained on the OliNo website. Here the results are given.



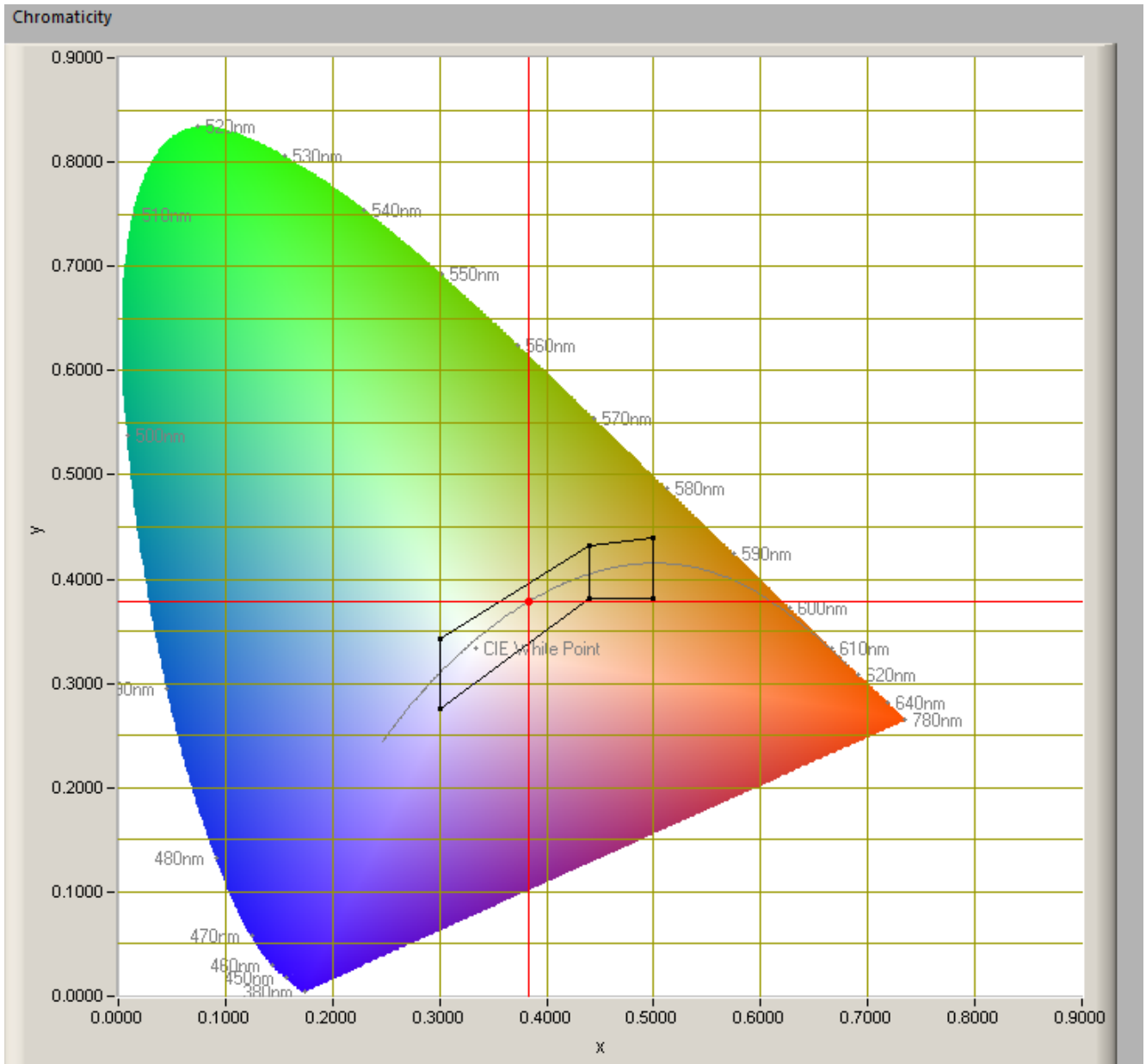
The power spectrum, sensitivity curves and resulting scotopic and photopic spectra (spectra energy content defined at 1 m distance).

The S/P ratio of the light coming from this lamp is 1.7.

More info on S/P ratio can be found on the OliNo website.

Lamp measurement report - 18 Aug 2013

Chromaticity diagram



The chromaticity space and the position of the lamp's color coordinates in it.

The point of the light in this diagram is inside the area indicated with class A. This area indicates an area for signal lamps, see also the article on signal lamps and color areas on the OLiNo website.

The color coordinates are $x=0.3831$ and $y=0.3786$.

Lamp measurement report - 18 Aug 2013

Color Rendering Index (CRI) or also Ra















Herewith the image showing the CRI as well as how well different colors are represented (rendered). The higher the number, the better the resemblance with the color when a black body radiator would have been used (the sun, or an incandescent lamp). Practical information and also some critics about the CRI can be found on the OLiNo website.

Each color has an index R_x , and the first 8 indexes ($R_1 \dots R_8$) are averaged to compute the R_a which is equivalent to the CRI.

☐ manual

Reference Illuminant: Planckian radiator CCT: 3943 K

Chromaticity Difference DC= 2.4E-4

R1= 83.4		R8= 70	
R2= 90.4		R9= 23.5	
R3= 95.1		R10= 76.9	
R4= 83.7		R11= 82.1	
R5= 83.4		R12= 66.4	
R6= 86.2		R13= 85	
R7= 88.1		R14= 97.3	

Ra
 (mean value of $R_1 - R_8$)
85

CRI of the light of this lightbulb.

This value of 85 indicates how well the light of this lamp can render well a set of reference colors, this in comparison with the light of a reference source (for color temperatures $< 5000\text{K}$ a black radiator is used as reference and for color temperatures $> 5000\text{K}$ the sun or the light outside during the day).

The value of 85 is bigger than the value of 80 that is considered as a minimum for working areas in general.

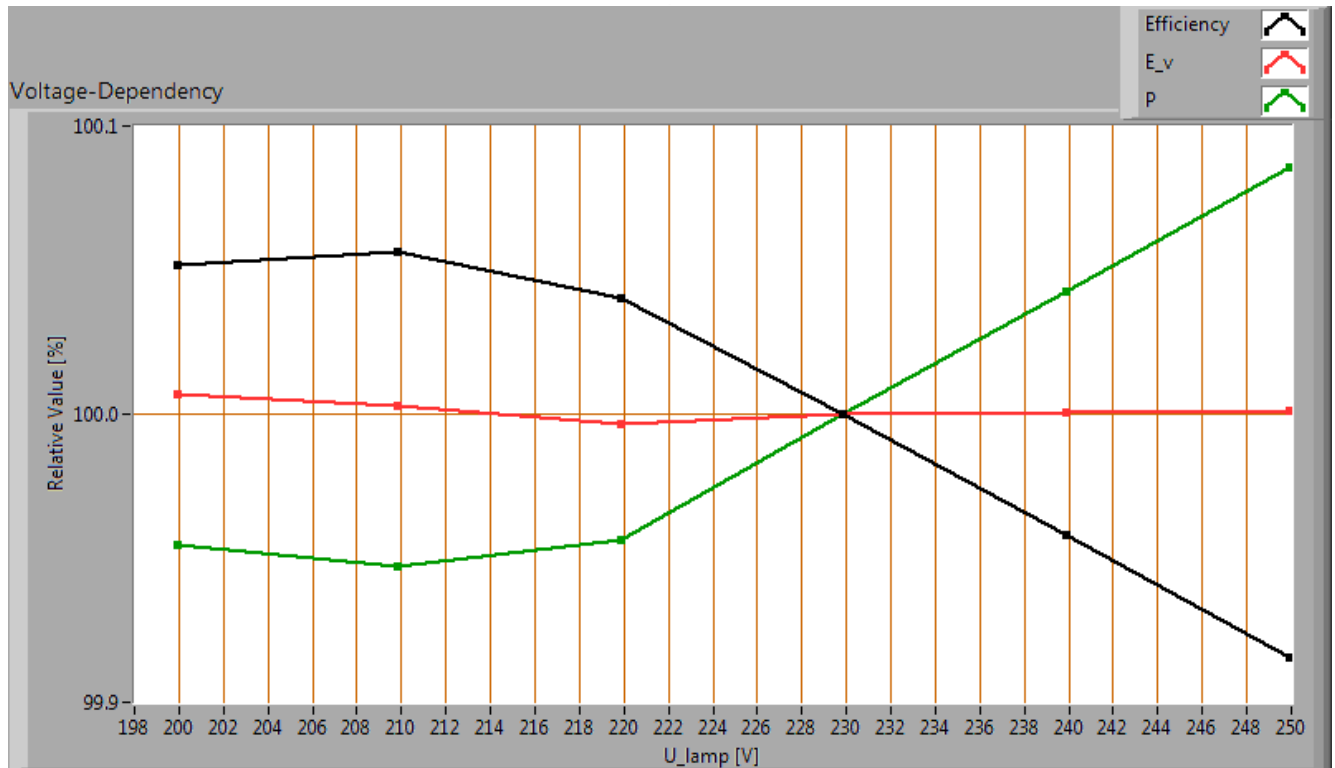
Note: the chromaticity difference is 0.0002 and indicates the distance to the Planckian Locus. There is a value mentioned of max 5.4E-3 in section 5.3 of CIE 13.3-1995 however not further explanation of it.

An other reference with signal lights as a reference is given in the chromaticity diagram.

Lamp measurement report - 18 Aug 2013

Voltage dependency

The dependency of a number of lamp parameters on the lamp voltage is determined. For this, the lamp voltage has been varied and its effect on the following light bulb parameters measured: illuminance E_v [lx], the lamp power P [W] and the luminous efficacy [lm/W] (this latter is estimated here by dividing the found E_v value by P).



Lamp voltage dependencies of certain light bulb parameters

There is no (significant) dependency of the illuminance when the power voltage varies between 200 - 250 V AC.

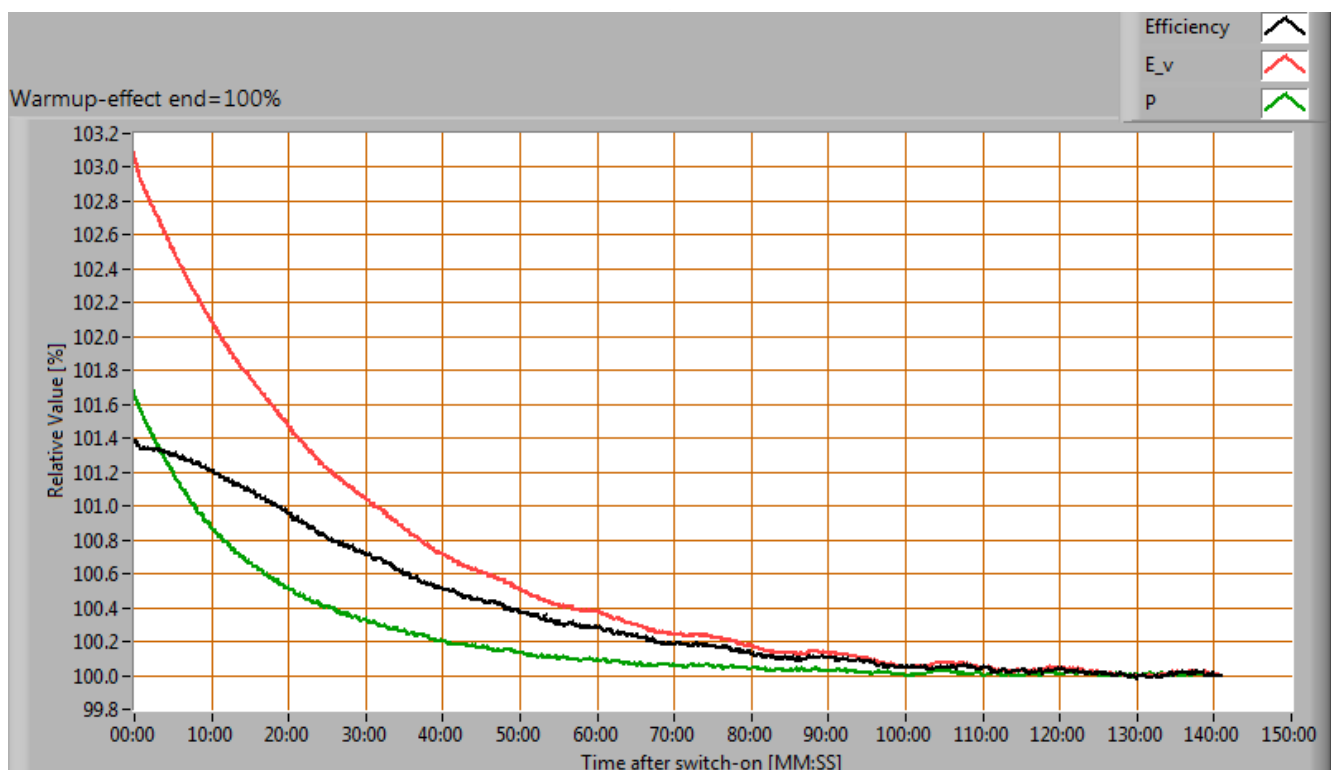
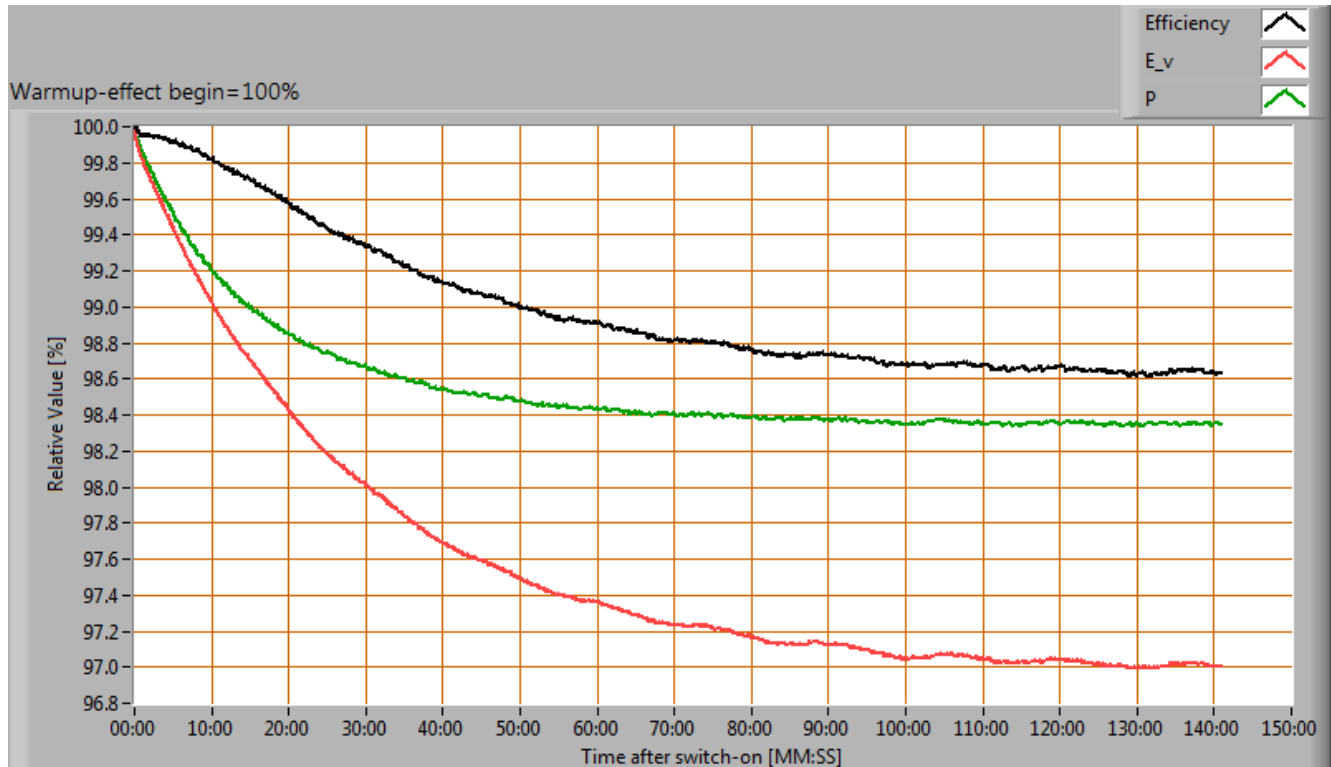
There is no (significant) dependency of the consumed power when the power voltage varies between 200 - 250 V AC.

When the voltage varies abruptly with + or - 5 V AC then this results in a variation of the illuminance of maximally 0.0 %. This difference in illuminance is not visible (when it occurs abruptly).

Lamp measurement report - 18 Aug 2013

Warm up effects

After switch on of a cold lamp, the effect of heating up of the lamp is measured on illuminance E_v [lx], the lamp power P [W] and the luminous efficacy [lm/W].



Effect of warming up on different light bulb parameters. In the first graph the 100 % level is put at begin, and in the last graph the 100 % level is put at the end.

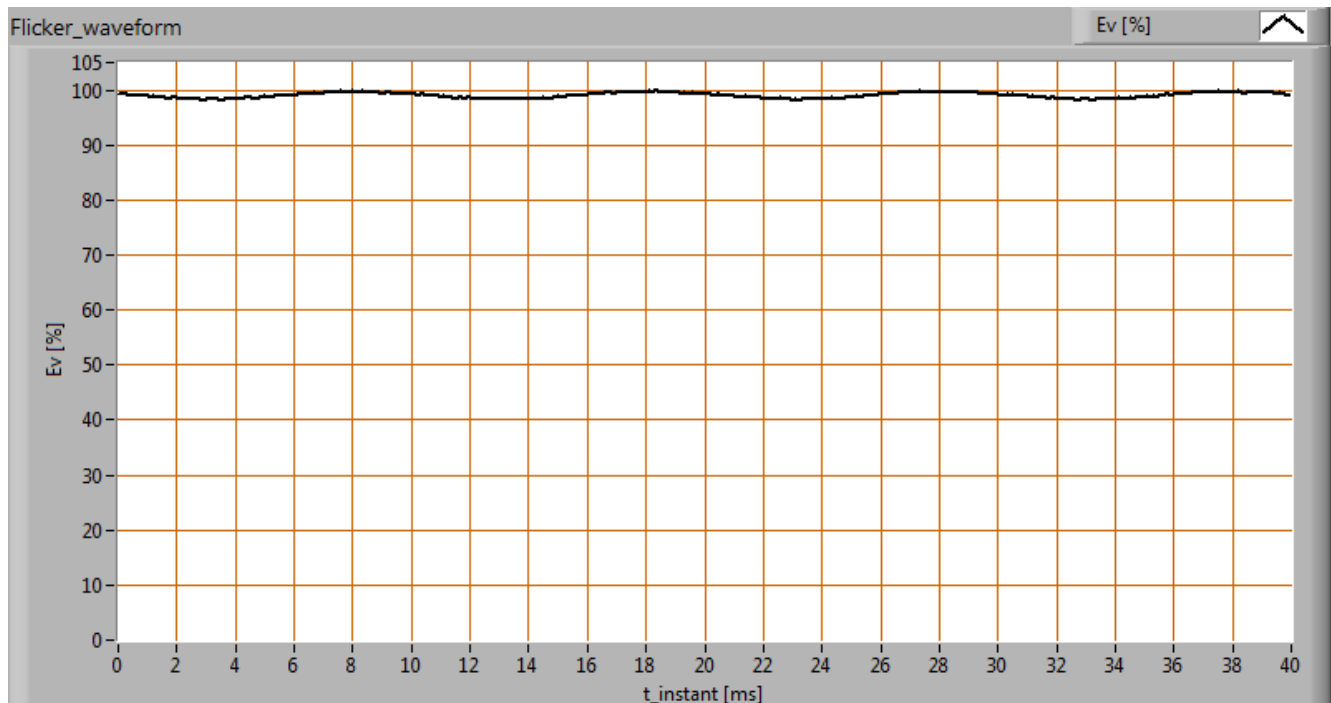
Lamp measurement report - 18 Aug 2013

During the warmup time the illuminance doesn't vary significantly (< 5 %).

During the warmup time the power doesn't vary significantly (< 5 %).

Measure of flickering

An analysis is done on the measure of flickering of the light output by this light bulb. See the article on flickering on OliNo site for more information.



The measure of fast illuminance variation of the light of the light bulb

parameter	value	unit
Flicker frequency	100.0	Hz
Illuminance modulation index	1	%

The illuminance modulation index is computed as: $(\max_Ev - \min_Ev) / (\max_Ev + \min_Ev)$.



Lamp measurement report - 18 Aug 2013

Biologic effect

The biologic effect shows the level of impact the light of this lamp can have on the day-night rhythm of human beings (as well as the suppression of melatonin production). See also the explanatory article on biologic effect on OliNo.

The important parameters (according to prnorm DIN V 5031-100:2009-06):

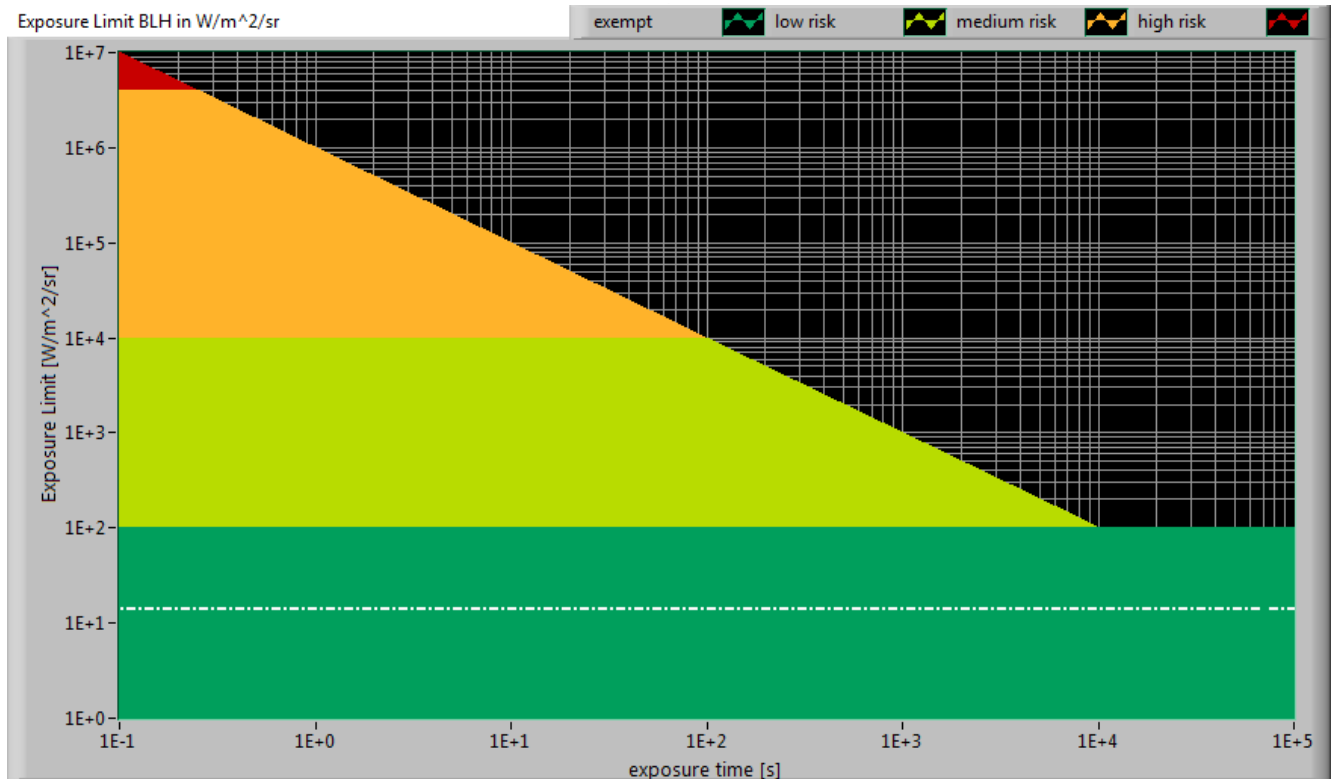
biologic effect factor	0.537
k_biol trans (25 years)	1.000
k_biol trans (50 years)	0.754
k_biol trans (75 years)	0.489
k_pupil(25 years)	1.000
k_pupil(50 years)	0.740
k_pupil(75 years)	0.519

Lamp measurement report - 18 Aug 2013

Blue Light Hazard

The amount of blue light and the harm it can cause on the retina has been determined. Herewith the results.

See for more info the explanation about blue light hazard on the OliNo site.



The level of blue light of this lamp related to the exposure limit and the different classification areas.

L_lum0 [mm]	68	Dimension of brightest part of lamp in C0-C180 direction.
L_lum90 [mm]	855	Dimension of brightest part of lamp in C90-C270 direction.
SSD_500lx [mm]	1771	Calculated distance where $E_v = 500$ lux. This computation is valid when it is in the far field of the lamp. Note: if this value < 200 mm then the distance of 200 mm is taken as proposed in the norm IEC 62471:2006.
Start of far field [mm]	4288	Minimum distance at which the lamp can be seen as a point source. In this area the E_v is linearly dependent from $(1/\text{distance})^2$.
300-350 nm values stuffed with 0s	no	In the event OliNo has measured with a SpB1211 spectrometer without UV option then the irradiance data of 300-349 nm is missing. For lamps where there is already no energy content near 350 nm, the values 300-349 can also be set at zero then.
alpha_C0-C180 [rad]	0.038	(Apparent) source angle in C0-C180 direction.

Lamp measurement report - 18 Aug 2013

alpha_C90-C270 [rad]	0.483	(Apparent) source angle in C90-C270 direction.
alpha_AVG [rad]	0.069	Average (apparent) source angle. If average ≥ 0.011 rad then the exposure limit is computed with radiance L_b . Otherwise with irradiance E_b .
Exposure value [$W/m^2/sr$]	$<1.40E+1$	Blue Light Hazard value for this lamp, measured straight underneath the lamp. Computation is referenced to L_b . Because the distance at 500 lux is in the near field, then this exposure value is too pessimistic and should be lower.
Blue Light Hazard risk group	0	0=exempt, 1=low, 2 = moderate, 3=high risk.

Extra



Back side.

Disclaimer

The information in this OliNo report is created with the utmost care. Despite this, the information could contain inaccuracies. OliNo cannot be held liable in this instance nor can the data in this report be legally binding.

We strive to adhere to all of the conditions of any copyright holder in the publication of any illustration/article or item. In the event that we unintentionally violate said copyright holder's conditions in our articles, we kindly ask to be contacted here at OliNo so that we can resolve any disputes, issues or misunderstandings.

License

It is permitted ONLY to use or publish this report in its entirety and in unaltered form via internet or other digital or written media in any form. To guarantee the reliability and accuracy of the report, it is strictly prohibited to change or alter parts of the report and/or republish it in a modified content.